

The 130th Annual Meeting of the Japanese Ophthalmological Society

PROGRAM

A dreamy gaze



Thursday, April 9 - Sunday, April 12, 2026

Fukuoka International Congress Center & Marine Messe Fukuoka AB

President **Koh-Hei Sonoda, M.D., Ph.D.** Professor and Chairman, Department of Ophthalmology,
Graduate School of Medical Sciences, Kyushu University

Chair of the Program Committee **Takahiro Hiraoka, M.D., Ph.D.** Associate Professor, Department of Ophthalmology,
Institute of Medicine, University of Tsukuba

Contents

International Guest Speakers of JOS 2026	2
Conference Information	6
Rules of Presentation / Information for Posters	9
ACCESS MAP	13
Venue Map	14
Floor Map	15
Shuttle Bus Information	18

Program at a Glance

1st Day, April 9 (Thu)	20
2nd Day, April 10 (Fri)	22
3rd Day, April 11 (Sat)	24
4th Day, April 12 (Sun)	26

Program Available English

April 9 (Thu)	28
April 10 (Fri)	34
April 11 (Sat)	39

International Guest Speakers of JOS 2026

in Alphabetical order

Agrawal, Rupesh Nat Healthcare Group Eye Inst, Tan Tock Seng Hosp, Singapore	Late Breaking Symposium	April 10 (Fri), 15:50 -17:10	Room 8
B. Miller, John Associate Director of Harvard Vitreoretinal Fellowship, Director of Retinal Imaging, Mass. Eye and Ear	Luncheon Seminar 12	April 10 (Fri), 12:00 -13:00	Room 2
Barton, Keith Consultant Ophthalmologist, Moorfields Eye Hospital NHS Foundation Trust ; Glaucoma Service Director / Professor of Ophthalmology, Department of Epidemiology and Genetics, Institute of Ophthalmology, University College London, UK	Luncheon Seminar 29	April 11 (Sat), 11:50 -12:50	Room 8
Basu, Sayan LV Prasad Eye Inst, India	International Symposium2	April 10 (Fri), 15:50 -17:10	Room 11
Boonhaijaroen, Thanut Mahidol Univ/Siriraj Hosp, Thailand	The International Crosstalk Symposium by Young Ophthalmologists	April 11 (Sat), 9:00 -10:20	Room 5
Chan, Hwei Wuen Nat Univ of Singapore, Singapore	Symposium 11	April 9 (Thu), 15:20 -16:40	Room 9
	Luncheon Seminar 20	April 10 (Fri), 12:00 -13:00	Room 10
Chan, Karen Kar-Wun Prince of Wales Hosp, China	The International Crosstalk Symposium by Young Ophthalmologists	April 11 (Sat), 9:00 -10:20	Room 5
Chen, Yi-Hsing Linda Linkou Chang Gung Memorial Hosp, Taiwan	International Symposium1	April 10 (Fri), 9:00 -10:20	Room 5
	Hot Topics Session 1	April 9 (Thu), 10:40 -12:00	Room 4
Cheng, Ching-Yu Yong Loo Lin School of Medicine, Nat Univ of Singapore, Singapore	Late Breaking Symposium	April 10 (Fri), 15:50 -17:10	Room 8
Cheung, Gemmy Singapore National Eye Centre, Singapore	Luncheon Seminar 11	April 10 (Fri), 12:00 -13:00	Room 1

Chew, Paul Senior Consultant, Department of Ophthalmology, National University Hospital/Professor, Department of Ophthalmology, Yong Loo Lin School of Medicine, National University of Singapore, Singapore	Luncheon Seminar 29 <Chair>	April 11 (Sat), 11:50 -12:50	Room 8
Comander, Jason Mass Eye and Ear, Harvard Med School, USA	Symposium 11	April 9 (Thu), 15:20 -16:40	Room 9
Dick, Andrew D. UCL-Inst of Ophthalmology, UCL, UK	Invited Lecture 2	April 10 (Fri), 10:40 -11:40	Room 1
Ha, Ahnul Jeju Nat Univ, Republic of Korea	Symposium 16	April 10 (Fri), 15:50 -17:10	Room 9
He, Xingru He Eye Specialist Hosp, China	Symposium 16	April 10 (Fri), 15:50 -17:10	Room 9
Huang, Chu Hsuan Cathay General Hosp, Taiwan	The International Crosstalk Symposium by Young Ophthalmologists	April 11 (Sat), 9:00 -10:20	Room 5
Hwang, Yih-Shiou Chang Gung Memorial Hosp, Linkou and Taipei, Taiwan	Late Breaking Symposium	April 10 (Fri), 15:50 -17:10	Room 8
Ichsan, Andi Muhammad Hasanuddin Univ, Makassar, Indonesia	Symposium 10	April 9 (Thu), 13:40 -15:00	Room 9
Jones, Lyndon Univ. of Waterloo, Canada	Afternoon Seminar 6	April 10 (Fri), 14:30 -15:30	Room 9
Jurkunas, Ula Mass Eye and Ear / Harvard Med School, USA	International Symposium 2	April 10 (Fri), 15:50 -17:10	Room 11
Klaver, Caroline C.W. Erasmus MC Rotterdam and Radboudumc Nijmegen, the Netherlands	Invited Lecture 1	April 11 (Sat), 10:35 -11:35	Room 1

Liu, Yu-Chi Singapore Nat Eye Ctr, Singapore	Late Breaking Symposium	April 10 (Fri), 15:50 -17:10	Room 8
Makornwattana, Manchima Thammasat Univ. Thailand	Luncheon Seminar 2	April 9 (Thu), 12:20 -13:20	Room 2
Moshfeghi, Darius M. Stanford Univ, USA	Late Breaking Symposium	April 10 (Fri), 15:50 -17:10	Room 8
Paik, Hae Jung Gachon Univ, Korea	Symposium 19 <Organizer>	April 11 (Sat), 9:00 -10:20	Room 1
Ranabhat, Sudha Nepal Eye Hosp, Nepal	The International Crosstalk Symposium by Young Ophthalmologists	April 11 (Sat), 9:00 -10:20	Room 5
Rao, Rajesh C. Univ of Michigan, USA	Late Breaking Symposium	April 10 (Fri), 15:50 -17:10	Room 8
Sabran, Mohammad Zuhriansyah Faculty of Medicine, Univ Pelita Harapan, Tangerang, Banten, Indonesia	Hot Topics Session 1	April 9 (Thu), 10:40 -12:00	Room 4
Saw, Seang Mei Duke-NUS Medical School. Singapore	Luncheon Seminar 1	April 9 (Thu), 12:20 -13:20	Room 1
Sharma, Ashish Lotus Eye Hospital and Institute, India	Luncheon Seminar 21	April 10 (Fri), 12:00 -13:00	Room 11
Sheu, Shwu-Jiuan Kaohsiung Med Univ Hosp, Taiwan	International Symposium 1 <Organizer>	April 10 (Fri), 9:00 -10:20	Room 5
Shin, Young In Gachon Univ Gil Med Ctr, Republic of Korea	The International Crosstalk Symposium by Young Ophthalmologists	April 11 (Sat), 9:00 -10:20	Room 5

Sun, Xinghuai Shanghai Med Coll, China	Symposium 19 <Organizer>	April 11 (Sat), 9:00 -10:20	Room 1
Tchah, Hungwon Kim's Eye Hosp, Univ of Ulsan	Hot Topics Session 1	April 9 (Thu), 10:40 -12:00	Room 4
Ting, Daniel Singapore Nat Eye Ctr, Singapore	Symposium 16	April 10 (Fri), 15:50 -17:10	Room 9
	Luncheon Seminar 7	April 9 (Thu), 12:20 -13:20	Room 8
Vlasak, Natalia Global Head of Medical and Scientific Affairs, R&D, HOYA Vision Care, Amsterdam, the Netherlands	Morning Seminar 4	April 10 (Fri), 7:50 -8:50	Room 7
Wang, Ruixin Zhongshan Ophthalmic Ctr, Sun Yat-Sen Univ, China	Symposium 3	April 9 (Thu), 13:40 -15:00	Room 1
Wilaiphunrattana, Tanaporn Siriraj Hosp, Mahidol Univ	Hot Topics Session 1	April 9 (Thu), 10:40 -12:00	Room 4
Wong, Ian Hong Kong Sanatorium and Hosp, China	International Symposium 1	April 10 (Fri), 9:00 -10:20	Room 5
Wu, Wei-Chi Chang Gung Memorial Hosp, Taiwan	Symposium 10	April 9 (Thu), 13:40 -15:00	Room 9
Yum, Hae Ri The Catholic Univ of Korea/Eunpyeong St. Mary's Hosp, Republic of Korea	Symposium 19	April 11 (Sat), 9:00 -10:20	Room 1
Zhang, Jingxue Beijing Tongren Hosp, Capital Med Univ, China	Symposium 19	April 11 (Sat), 9:00 -10:20	Room 1
Zhang, Han China Med Univ First Hosp, China	Symposium 19	April 11 (Sat), 9:00 -10:20	Room 1

Conference Information

1. Date April 9 (Thu.) to 12 (Sun.), 2026

On-Demand Streaming Period : May 12 (Tue.) to June 12 (Fri.), 2026

Streamed Content : Each conference session will be recorded as it takes place. After the conference, the recordings will be edited and prepared for online viewing and then made available to watch during the on-demand streaming period.

Accessing the Content : A link to the online viewing system will be posted to the 130th JOS Annual Meeting website. Web ID is required for viewing.

Web ID : Please check it via the Registration My Page, which is mentioned in the email confirming your registration. It is also printed on the name card you will receive on the day of the conference.

2. Venue

Fukuoka International Congress Center
 2-1 Sekijo-machi, Hakata-ku, Fukuoka, 812-0031, Japan
 Marine Messe Fukuoka A
 7-1 Okihama-machi, Hakata-ku, Fukuoka, 812-0031, Japan
 Marine Messe Fukuoka B
 2-1 Okihama-machi, Hakata-ku, Fukuoka, 812-0031, Japan

3. Registration Hours

Location : 1F, Fukuoka International Congress Center

	Open Hours
April 9 (Thu.)	7 : 30~17 : 00
April 10 (Fri.)	7 : 20~17 : 00
April 11 (Sat.)	7 : 20~17 : 30
April 12 (Sun.)	7 : 20~13 : 00

4. How to Attend

On-site registration will not be available. Please complete registration online in advance.

Only credit card payments are accepted ; cash payments will not be available, even for on-site participation.

<For those already registered>

- Please bring a printed copy of the "Name Card Voucher" from the Registration My Page or save the screen on your smartphone or tablet. At the venue, visit the "Name Card Issuance Counter" located within the "General Reception" area (Fukuoka International Congress Center). Scan the QR code printed on the voucher over the reader to issue your name card.
- Please make sure to wear your name card (participant badge) at all times while inside the venue.

<Late Registration>

Late registration starts on February 21 (Sat.). Only credit card payments will be accepted ; cash payments will not be available, even for on-site participation.

● Participation Fees

Category		Late Registration
JOS Members	Medical Doctors/JOS International Members* ¹	15,000 JPY
	Medical Interns/Residents, Graduate Students, Health-Care Professionals (Co-Medicals) * ² /JOS International Members* ¹	8,000 JPY
JOS Non-Members	Medical Doctors	20,000 JPY
	Medical Interns/Residents, Graduate Students, Health-Care Professionals (Co-Medicals) * ²	12,000 JPY
Students (Medical) * ²		Free

*¹ For Delegates who have finished the abstract submissions, please register and pay registration fee as "JOS International Members" and also pay "JOS International Membership Fee" (JPY3,000) by Friday, February 20, 2026

*² Medical Interns/Residents, Graduate Students, and Health-Care Professionals (Co-Medicals) and Students (Medical) must provide a certified document to prove the personal status.

Delegates who only attend conference without abstract submissions, please register as "JOS Non-Members".

For registration assistance, please contact 130jos-global@congre.co.jp.

● Program and Abstract Book

A printed abstract book will not be provided. Abstracts will be accessible via the conference app and the website.

Conference Information

5. Name Cards

Please print the "Name Card Voucher" from your Registration My Page in advance or display the QR code on your smartphone. Then, scan it at the ticketing machine located at the Registration Desk in the Entrance on 1F of the Fukuoka International Congress Center Gallery on B1F of the Tokyo International Forum to issue your name card.

6. Conference Bag

- **Fukuoka International Congress Center, 1F Entrance**

Distribution hours : From the start of registration each day until 10 : 30 a.m. during the conference period

- **Marine Messe Fukuoka B, 1F Exhibition Hall**

During registration hours

Please present the **QR code** printed on your name card.

Please understand that conference bags will be provided to on-site attendees only.

7. Copy, Fax, and Wi-Fi

Copy :

Paid self-service copy machines are available at the **Administration Office on the 1st Floor of the Fukuoka International Congress Center.**

Alternatively, please use nearby convenience stores.

Wi-Fi :

Wi-Fi service is available at the **Fukuoka International Congress Center and Marine Messe Fukuoka A/Marine Messe Fukuoka B.**

(The same network is available at all facilities.)

- **SSID : FCC_Free_WiFi**
- *Free of charge/No password required*

8. Cloakroom

Location : 1F, Fukuoka International Congress Center
1F, Marine Messe Fukuoka B

	Open Hours
April 9 (Thu.)	7 : 30~18 : 30
April 10 (Fri.)	7 : 20~19 : 00
April 11 (Sat.)	7 : 20~19 : 00
April 12 (Sun.)	7 : 20~14 : 20

9. Beverage Station

■ Marine Messe Fukuoka A, 1F

Drink Service Corner

(Located inside the Medical Equipment Exhibition Area,
Courtesy of the Japan Ophthalmic Instruments Association)

During the exhibition hours from **Thursday, April 9 to Saturday, April 11**, complimentary beverages such as **coffee and tea** will be provided.

■ Marine Messe Fukuoka B, 1F Exhibition Hall/Terrace

Food Truck Area

Food trucks offering popular local gourmet dishes from across the Kyushu region will be available.

In addition, there will be a **hospitality corner** featuring **Umegae-mochi**, a famous local specialty from the approach to **Dazaifu Tenmangu Shrine**, as well as **Yame tea** from Fukuoka and other teas produced in Kyushu.

10. Medical Equipment Exhibition

Location : 1F, Marine Messe Fukuoka A

	Open Hours
April 9 (Thu.)	9 : 00~17 : 00
April 10 (Fri.)	9 : 00~17 : 30
April 11 (Sat.)	9 : 00~17 : 00
April 12 (Sun.)	No Exhibition

11. Parking

There is no parking lot for the use of participants for the 130th JOS Annual Meeting. Please use public transportation.

Conference Information

12. Shuttle Bus Service

Shuttle buses will be operated between designated hotels and the conference venue (Fukuoka International Congress Center).

- Hotel Nikko Fukuoka ⇄ Conference Venue
- Hakataza Theatre

(2-minute walk from Nakasu-Kawabata Subway Station and Hotel Okura Fukuoka) ⇄ Conference Venue

Detailed shuttle bus schedules will be announced on the official website prior to the conference.

13. Tickets for Luncheon Seminars

In order to avoid overcrowding at the luncheon seminars, tickets for the seminars will be distributed each day at the Luncheon Seminar Ticket Desk.

Location : 1F, Fukuoka International Congress Center

	Open Hours
April 9 (Thu.)	7 : 30~11 : 50
April 10 (Fri.)	7 : 30~11 : 30
April 11 (Sat.)	7 : 30~11 : 20
April 12 (Sun.)	7 : 30~11 : 30

*One-ticket limit per person per day. Those who wish to attend a particular seminar are advised to get a ticket at the Ticket Desk at their earliest convenience.

*Issuance of tickets will end when the supply of tickets runs out each day.

*Tickets will be invalid after the seminar starts. Make sure to arrive at the room and pick up your lunch box before the seminar starts.

*Tickets are not required for Morning, Evening and Afternoon Seminars.

13. Photograph and Recording

Photographing, filming and recording during the session are strictly prohibited for the purpose of copyright protection, except for official press representatives and those who have received permission from the President of the 130th JOS Annual Meeting in advance. In addition, in consideration of other participants and the overall management of the Meeting, photography and recording of your own presentation is also prohibited. At the conference site, please set your mobile phone to silent mode and refrain from talking on the phone.

14. Headquarters

Conference Room 414, 4F, Fukuoka International Congress Center

15. Host Society

Japanese Ophthalmological Society
2-4-11-402 Kandasarugakucho, Chiyoda-ku, Tokyo 101-8346, Japan
TEL : 03-3295-2360 FAX : 03-3293-9384
E-mail : info@po.nichigan.or.jp

16. Organizer of the 130th JOS

Department of Ophthalmology, Graduate School of Medical Science, Kyushu University

17. Congress Secretariat

Congrès Inc.
1-9-17 Tenjin, Chuo-ku, Fukuoka 810-0001 Japan
E-mail : 130jos-global@congre.co.jp

18. Emergency Contact Information

For urgent matters during the conference, please contact the Headquarters at Conference Room 414, 4F, Fukuoka International Congress Center

Rules of Presentation/Information for Posters

To All Speakers and Chairpersons

All presentations (excluding poster presentation) must be presented using a computer (Digital Presentation).

Note that presentation by overhead slide projection, VHS and DVD are not allowed.

■ Language Policy for Slides and Presentations

Session Type	Slides	Presentation	Discussion/ Q&A
• Special Lecture	Japanese/English	Japanese or English	Japanese or English
• Invited Lecture	English	English	English
• JOS Council Designated Lecture	Japanese/English	Japanese or English	Japanese or English
• Symposium	English*	English*	Japanese or English
• International Symposium • The International Crosstalk Symposium by Young Ophthalmologists • Late Breaking Symposium	English	English	English
• Social Insurance Symposium	Japanese	Japanese	Japanese
• Educational Seminar • Subspecialty Sunday • Skills Transfer Course	Japanese/English recommended (English preferred ; Japanese acceptable)	Japanese or English	Japanese or English
• Young Ophthalmologists Committee Symposium	Japanese/English	Special Lecture : Japanese/ All other presentations : English	English
• Hot Topics Session 1	English	English	English
• Hot Topics Session 2~4 • Papers • Posters	Japanese/English or English	Japanese or English	Japanese or English

* Some sessions may be conducted in Japanese.

■ Data Preparation for Presentation

1. PC Center

Presentation data cannot be accepted in the seminar halls/rooms. Please bring your data in advance to the PC Center and complete data registration procedures.

*Please turn in your data at least one hour before the session starts. Even if you are presenting with your own PC, please check the operation of your PC at the PC Center in advance.

*Overcrowding is expected on the first day and those who will make presentations after the second day are kindly requested to turn in your data after 1 p.m. on April 9 (Thu).

Location : 2F, Fukuoka International Congress Center
1F, Marine Messe Fukuoka B

	Open Hours
April 9 (Thu.)	7 : 30~17 : 30
April 10 (Fri.)	7 : 20~16 : 30
April 11 (Sat.)	7 : 20~17 : 30
April 12 (Sun.)	7 : 20~13 : 00

Windows11, PowerPoint 2024 are available in every session room. Resolution of the screen is Full HD (1920×1080) and 16 : 9 aspect ratio.

Please operate the slide transitions during your presentation using the monitor, keyboard, and mouse provided at the podium.

Kindly note that the use of Presenter View is not available.

Please see below to turn in your presentation data :

	Windows	Mac
Media	○	×
Using your own computer	○	○
OS	Windows11	
Data format	Microsoft 365 PowerPoint 2024	

2. Data Format

<To turn in your data by media>

- Please save your data on a CD-R or USB flash memory stick before bringing it to the PC Center.
- Although the latest anti-virus software is always applied at the PC Center, please check your media in advance to avoid scattering any unknown virus on the computer system, and encouraged to save no other data than presentation data on the media.
- Please use OS standard font (English : Times New Roman/Century, Japanese : MS Mincho/MS Gothic etc.).
- Speakers using moving images are encouraged to use their own computer for your presentation. If you plan to turn in your media including moving images, please make sure that they are able to be shown in Windows Media Player and refrain from using any special codec. To avoid any trouble, please bring the backup media and your own computer.
- If your presentation uses linked data such as still or moving images and graphs etc., please store all linked data and ensure that the data work correctly prior to your presentation.
- All the presentation data will be completely deleted after the closing of the Meeting in a responsible manner.

<To those who bring their own laptop>

If you are presenting using a Mac, please bring your own laptop.

- HDMI is provided for the projector. Please bring your adapting connectors if needed.
- Please bring an AC power cable
- Please remove screen saver and power saving settings beforehand.
- After completing registration at the PC Center, please bring your laptop to the Operator Desk of your session hall/room. The Operator Desk is located in the front left side of each hall/room.
- After your presentation, please pick up your laptop at the Operator Desk.

■ Conflict of Interest (COI)

All speakers and co-authors must disclose the presence or absence of COI involving companies with which they have a relationship. When disclosing a COI, the category and company names must be listed after the names of the speaker and coauthors on the second slide or at the bottom of the poster, as shown in the example below. If there is no COI to disclose, please state "There is no conflict of interest to declare". The "Category P", however, the company name can be omitted if a speaker or a co-author has obtained or applied for a patent.

These rules are applicable to all presentations including those in Co-Sponsored Seminars.

Example :

- [Conflict of Interest : correspondence] Present
- Taro Nichigan ([F]) × Pharmaceutical Company ([I]) × Technology Company)
- Hanako Nichigan ([P])

As of October 21, 2015, the rules pertaining to the disclosure of COI status in the Japanese Ophthalmological Society (JOS) have been revised. According to these new rules, all speakers must disclose the above COI status within the last three years, regardless of whether it is related to the content of their presentations.

■ Notes on Preparing Presentation Slides

Please prepare PowerPoint slides that are ophthalmology-based and easy to understand.

All speakers must disclose their COI status on the second slide.

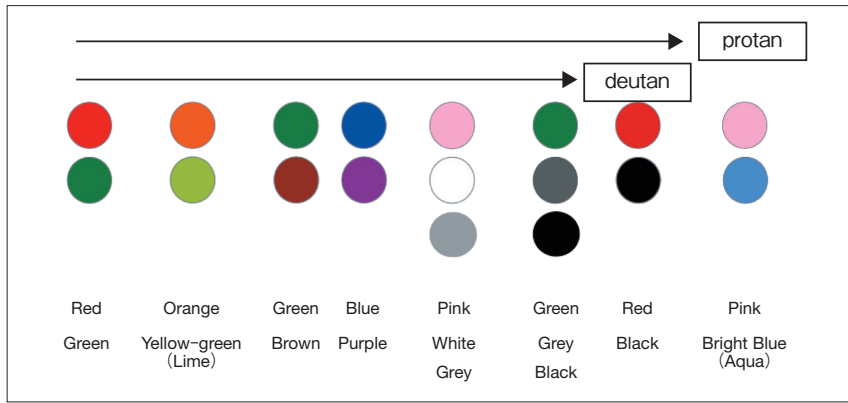
Please put reasonable space between characters. It is very difficult to read slides without enough space, especially for people with poor visual acuity or cortical visual impairment.

Colors and mixed colors on slides

Please do not use many colors on one slide. Please provide clear contrast between background and text.

For example, use a blue or black background with white or yellow texts.

Please do not use the following color



■ Absence/Cancellation

1. Please note that if a presenter does not turn up at his/her session at the designated time and place without prior notice, he/she will be penalized for not allowing his/her presentation as a presenting author at the next JOS Annual Meeting. This policy is decided by the Program Committee of the Japanese Ophthalmological Society.
2. If a presenter is not able to attend due to unavoidable circumstances, be sure he/she inform the reason for absence in writing or by e-mail in advance to the Congress Secretariat (130jos-global@congre.co.jp).
3. In the event that an unforeseen contingency occurs (traffic conditions, acute physical illness, etc.) shortly before the Annual Meeting begins, please contact the Headquarters immediately.
 - ※ Conference room 414, 4F, Fukuoka International Congress Center
 - ※ The telephone number will be posted on the official website prior to the conference.

■ Hot Topics Session

This session has been selected from the general presentations to encourage lively discussion. Each presentation will be limited to 8 minutes, followed by 8 minutes for discussion, placing emphasis on discussion.

To Speakers and Chairpersons for Papers

■ Speakers for Papers : Presentations and Discussion

Please be seated in the front row on the left side of the hall/room at least 20 minutes before your session starts. At the chairperson's instruction, please start your presentation using the keyboard and mouse on the lectern.

The time allocated for an oral presenter is 12 minutes ; 8 minutes for presentation and 4 minutes for Q&A session. Time allocation for symposia has been individually informed in advance.

Since there are many presentations in a short space of time, please keep the allotted time limit.

■ Chairpersons for Papers : Presentations and Discussion

Please be seated in the front row on the right side of the hall/room at least 20 minutes before your session starts. Once you receive a cue to begin the session, please come up to the chairperson's desk and begin the session. Since there are many presentations in a short space of time, you are requested please ensure the smooth progress of the session you are chairing.

To Speakers and Chairpersons for Poster Presentations

■ Poster Presentation Area

1F, Marine Messe Fukuoka A

■ Speakers for Poster Presentation : Presentation and Discussion

In-person presentation by means of a paper poster

- (1) Poster set-up
 - Please set up your poster on the board assigned to you in the Poster Room within the designated time frame.
- (2) Presentation method and time
 - Stand by your poster board during the time frame specified in the program.
 - You have 3 minutes for presentation and 2 minutes for discussion.
 - Please remain at your poster panel and be available for questions and discussion both before and after

your presentation during the poster presentation period listed below.

April 9 (Thu.) 15 : 20~16 : 50 (90 minutes)

April 10 (Fri.) 15 : 50~17 : 20 (90 minutes)

(3) Removal of poster

Posters that remain on the board after the final session will be removed and disposed of by the Congress Secretariat.

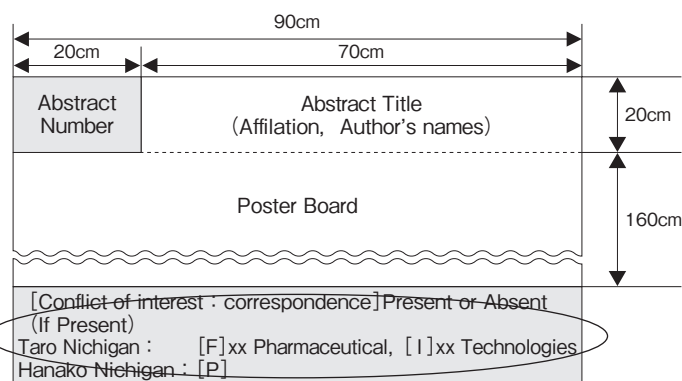
Dates	Set-up	Presentation	removal
April 9 (Thu.)	9 : 00~12 : 00	15 : 20~16 : 05/16 : 15~17 : 00	—
April 10 (Fri.)	—	15 : 50~16 : 35/16 : 45~17 : 30	—
April 11 (Sat.)	—	—	17 : 30~18 : 20

(4) Guidelines for poster preparation

If you have any questions regarding poster preparation or exhibition, please visit the Poster Area reception desk located in Marine Messe Fukuoka A, where staff members will be available to assist you.

- Your abstract number (20 cm×20 cm) will be placed on your assigned board by the Congress Secretariat.
- Please prepare a title (20 cm×70 cm) separately from the main poster, which should include the abstract title, and the authors' names and affiliations.
- The main poster should be no larger than 160 cm×90 cm.
- Please state the absence or presence of a conflict of interest at the bottom of the poster.
- Pins for mounting will be available on the poster board. Please use these pins to fix the poster securely to the board.

*If the authors have any conflict of interest to disclose, the category and company names should be displayed at the bottom of the poster, after the presenter's name.



■ Chairpersons for Poster Presentation : Presentations and Discussion

1. Ribbons for chairpersons will be distributed at the entrance to the poster exhibition area. Please attach the ribbon to your chest and be present in front of the assigned poster panel at least 10 minutes before the session begins.
2. Please begin the session promptly at the scheduled time.
3. Each presentation is allocated 3 minutes for the talk and 2 minutes for discussion, for a total of 5 minutes per presentation. Please remain at your poster panel and be available for questions and discussion both before and after your presentation. As there are numerous presentations within a limited time-frame, we kindly ask for your cooperation in ensuring smooth session progression.

The 131st Annual Meeting of
the Japanese Ophthalmological Society

Date : April 15 (Thu.)-18 (Sun.), 2027

Venue : Grand Mercure Sapporo Odori Park, International Convention Center Pamir, Sapporo Education and Culture Hall

President :
Susumu Ishida (Department of Ophthalmology Faculty of Medicine and Graduate School of Medicine Hokkaido University)

Vice-President :
Yoichi Sasamoto (President, Hokkaido Ophthalmologists Association)

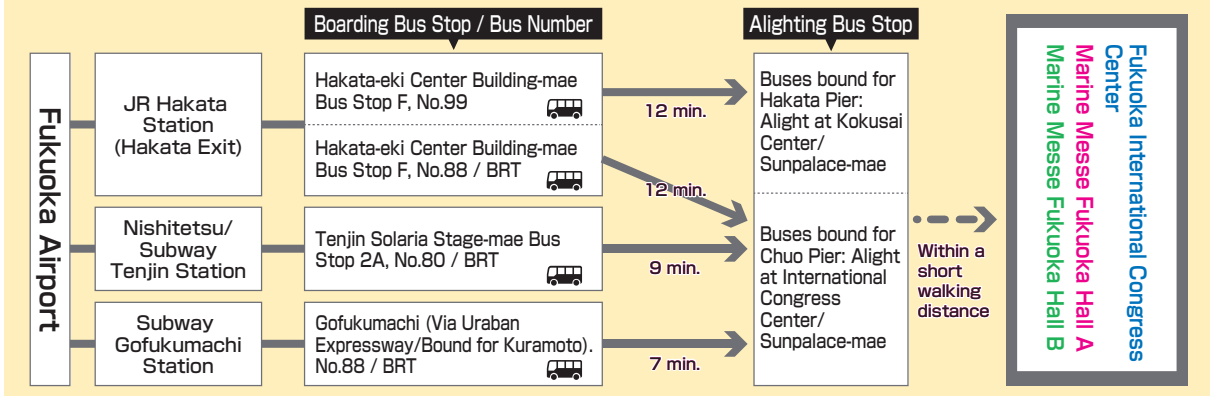
URL : <http://convention.jtbcom.co.jp/131jos/>

ACCESS MAP

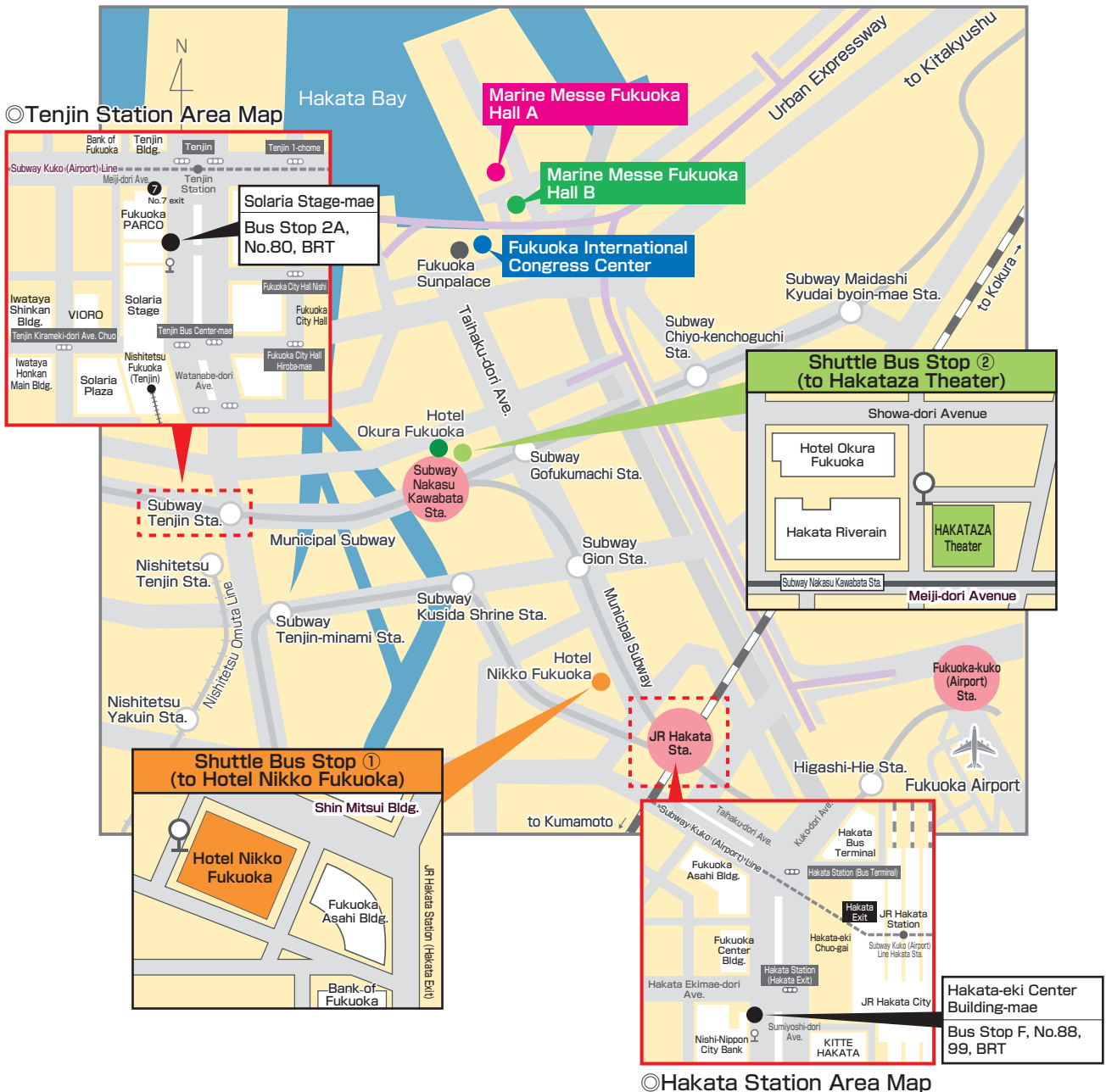
Access from the Nearest Station

■ A 12-minute walk from Subway Gofukumachi Station ■ A 15-minute walk from Subway Nakasu-kawabata Station

Bus Information



Accessible from Tenjin and Hakata Station via BRT (articulated buses) or local route buses.



Venue Map

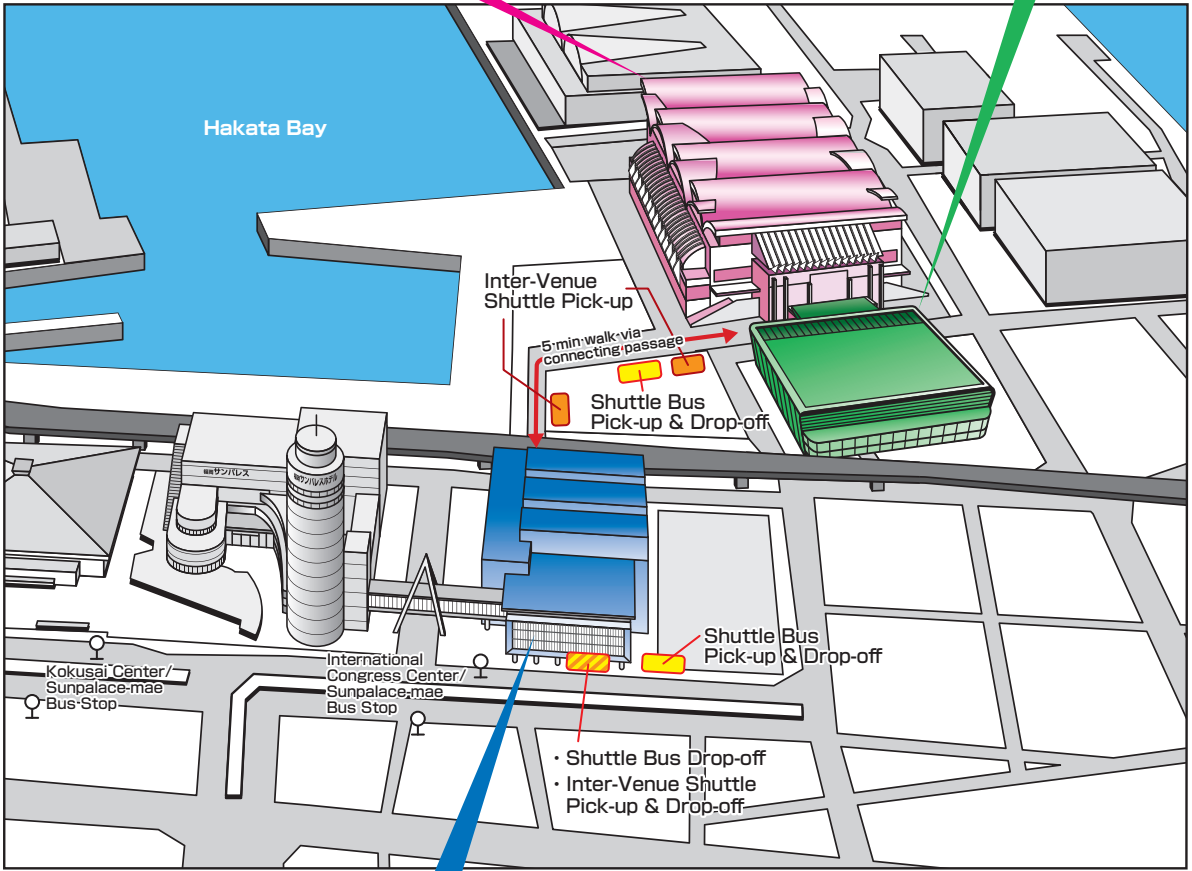
1F Poster Exhibition
Medical Equipment Exhibition

Marine Messe Fukuoka Hall A

1F Room 8
Room 9
Rest Area
Cloak
PC Center ②
Conference Bag Desk
※Conference Bag Distribution
Apr. 9 (Thu) - 11 (Sat): All day
April 10 (Fri) Reception for All Participants

2F Room 10
Room 11

Marine Messe Fukuoka Hall B



Fukuoka International Congress Center

1F General Information
Registration Desk
Luncheon Seminar Ticket Desk
Conference Bag Desk
※Conference Bag Distribution
Apr. 9 (Thu) - 11 (Sat): From opening until 10:30
Apr. 12 (Sun): All day
Cloak

2F PC Center ①
Room 2 Room 3
April 12 (Sun)
Room 2A Room 3A
Room 2B Room 3B

3F Room 1

4F Room 4
Room 5
Book Selling

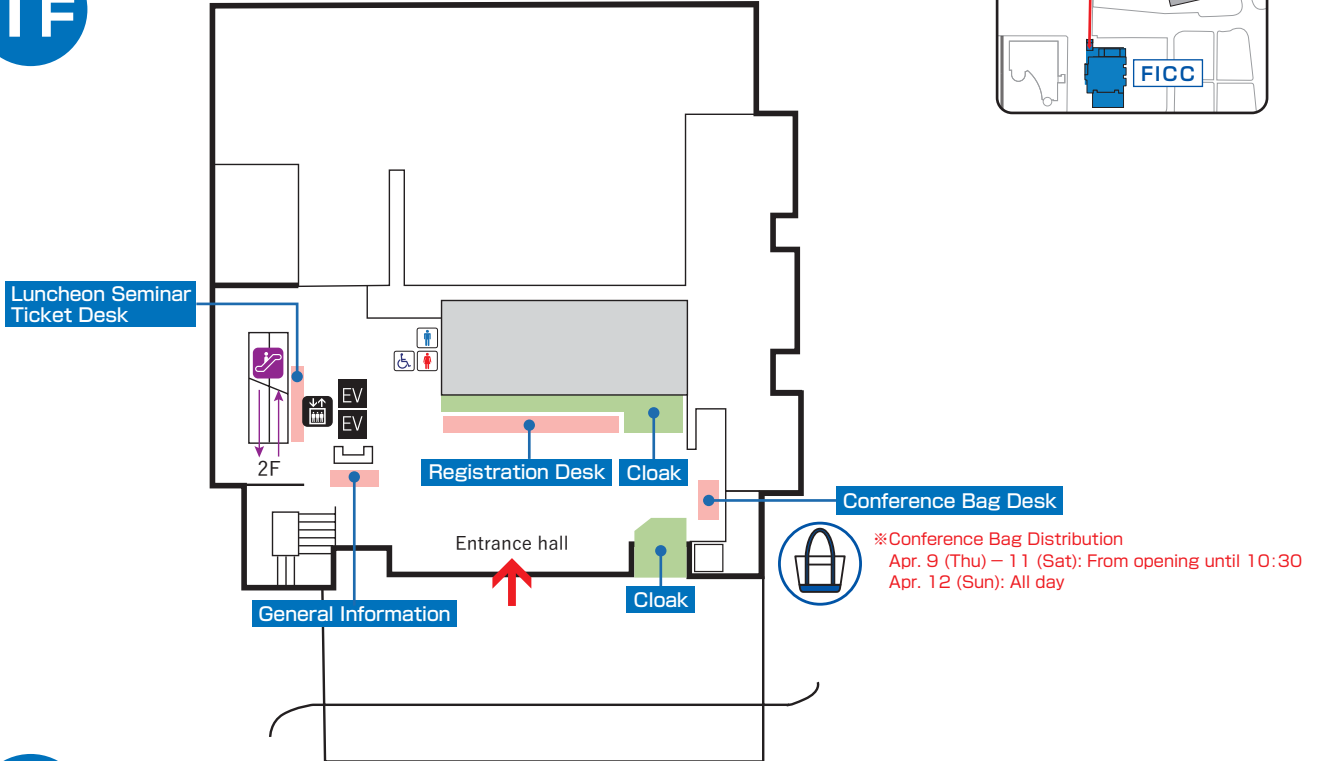
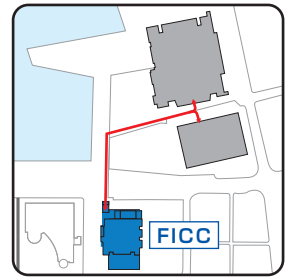
April 12 (Sun)
Room 8

5F Room 6
Room 7
Book Selling

Floor Map

Fukuoka International Congress Center

1F

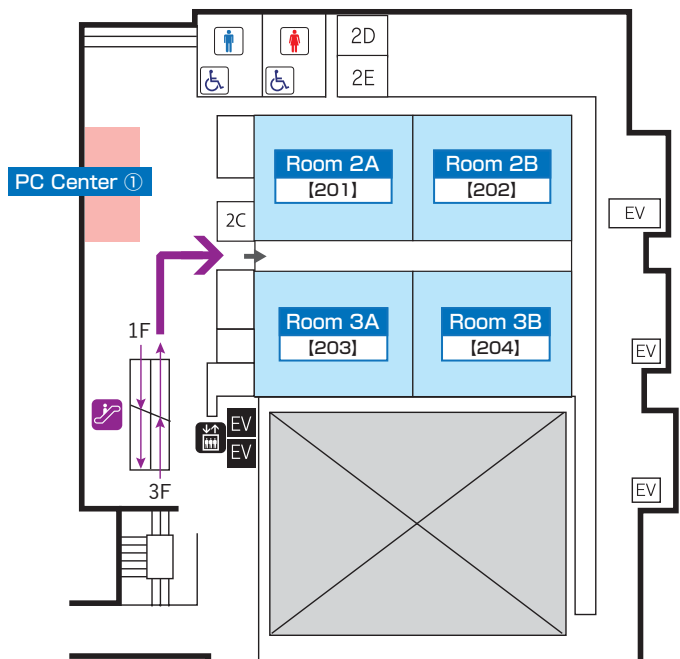
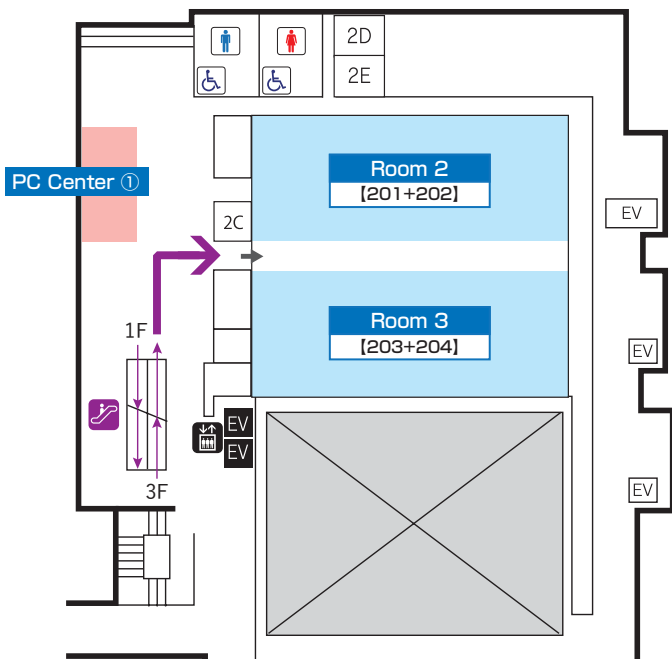


2F

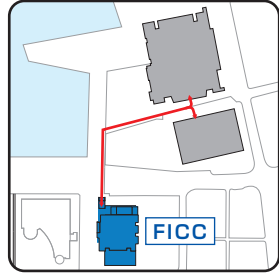
April 9 (Thu) – April 11 (Sat)

April 12 (Sun)

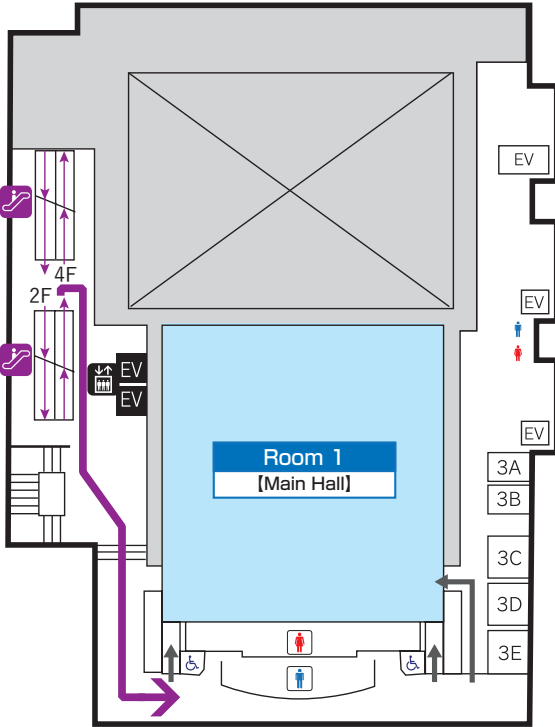
- ※ On April 12 (Sun.) only
- Room 2 will be divided into Room 2A and 2B
- Room 3 will be divided into Room 3A and 3B



Fukuoka International Congress Center



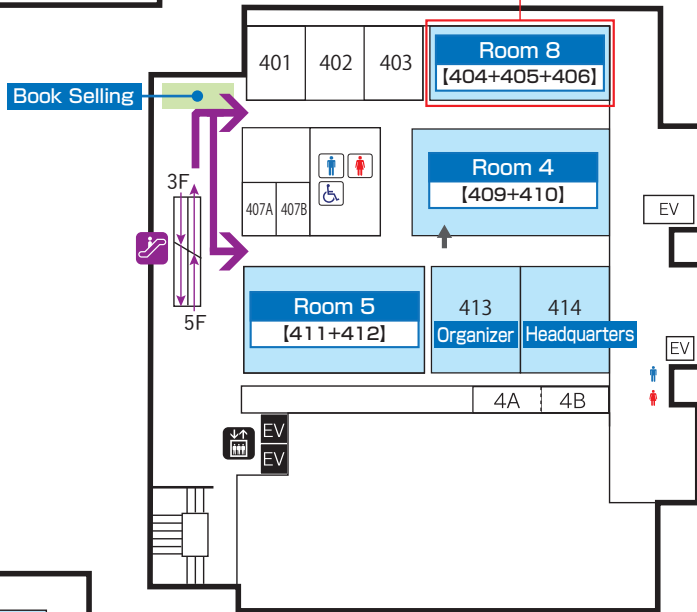
3F



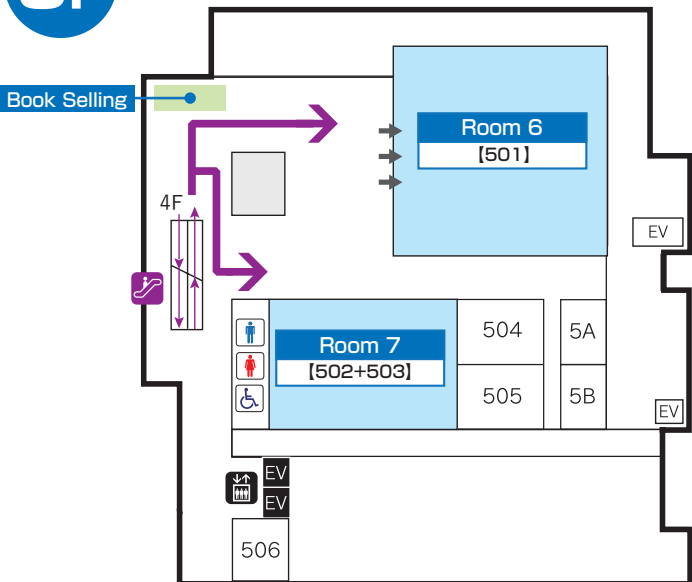
※On April 12 (Sun.) only,
Room 8 will be relocated from
Marine Messe Fukuoka Hall B to FICC 4F.

April 12 (Sun)

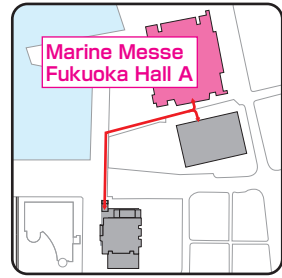
4F



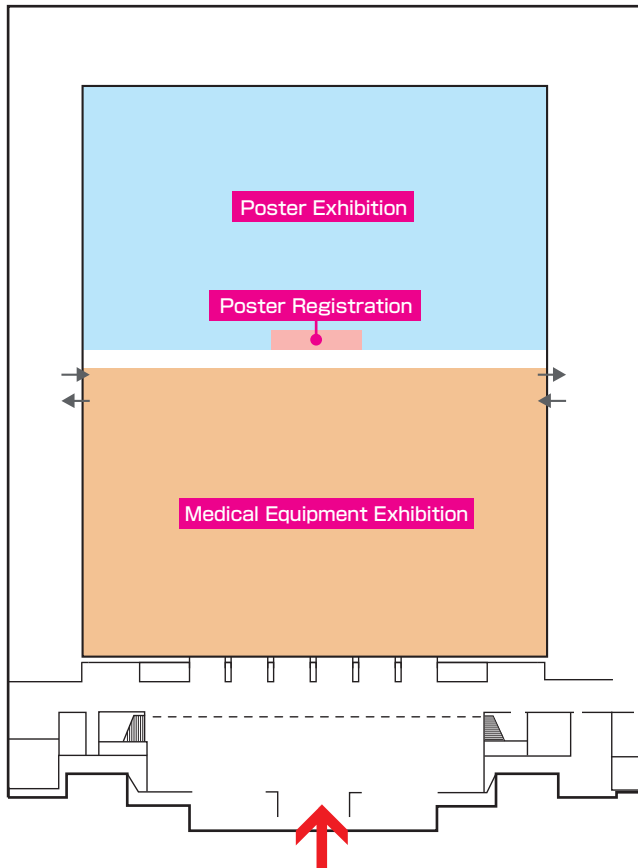
5F



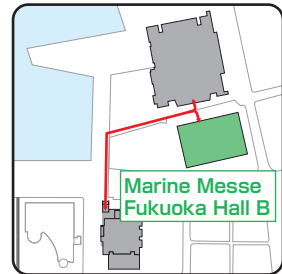
Marine Messe Fukuoka Hall A



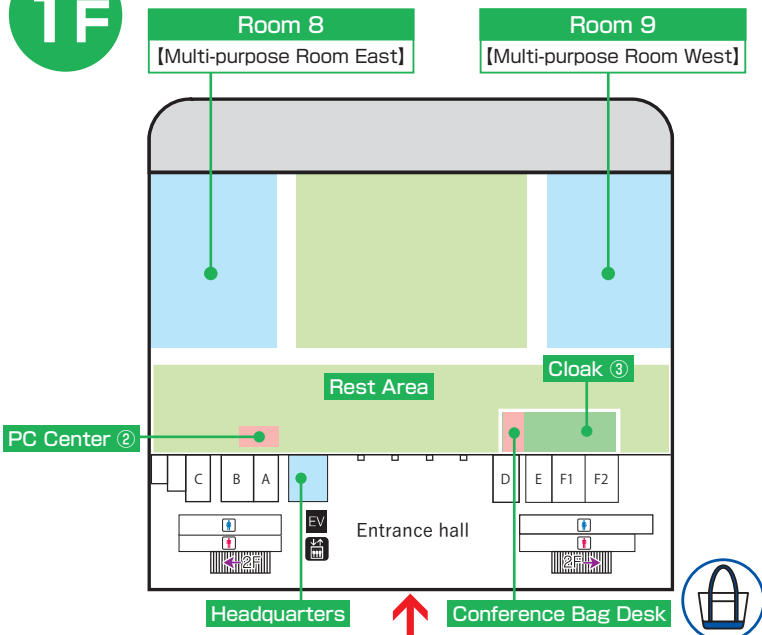
1F



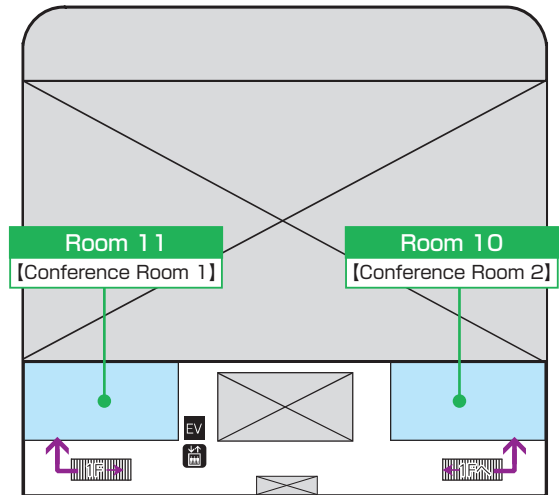
Marine Messe Fukuoka Hall B



1F



2F



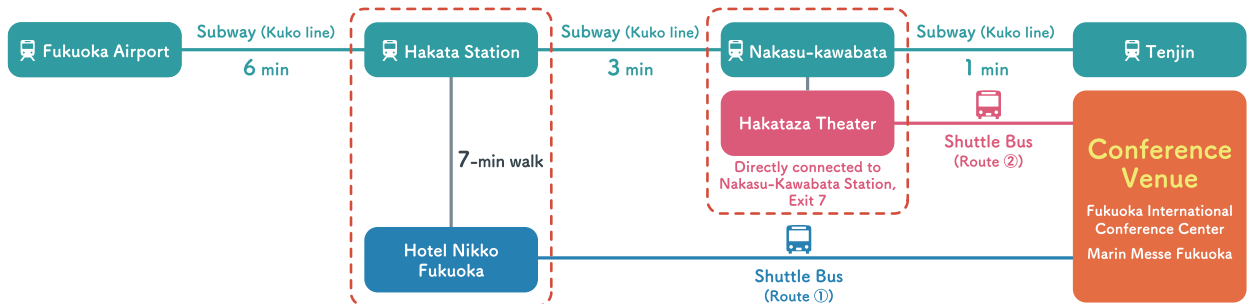
*Conference Bag Distribution
Apr. 9 (Thu) – 11 (Sat): All day

Shuttle Bus Information



Shuttle Bus Information

During the conference, a free shuttle bus service will be available from **Hotel Nikko Fukuoka** and **Hakataza Theater**.



Shuttle Bus Stop

Route ①

Hotel Nikko Fukuoka ↔ 15–20 min ↔ Conference Venue

Service Dates
April 9 Thu. – 12 Sun.

Pick-up point

Route ②

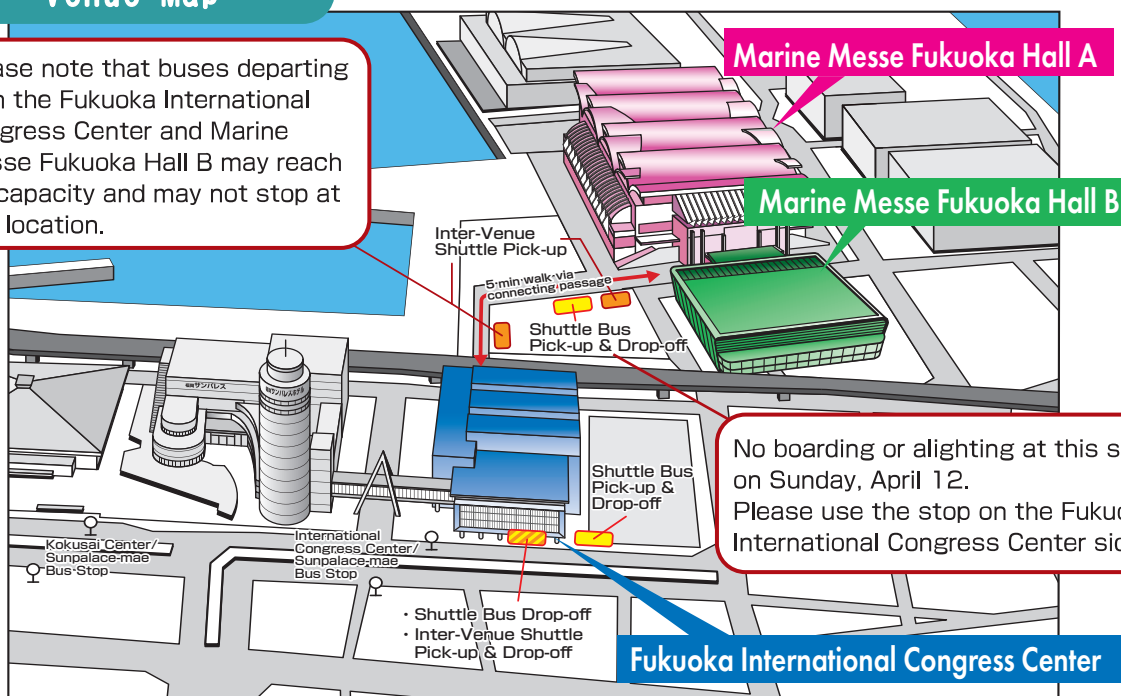
Hakataza Theater ↔ 10–15 min ↔ Conference Venue

Service Dates
April 9 Thu. – 11 Sat.

Pick-up point

Venue Map

Please note that buses departing from the Fukuoka International Congress Center and Marine Messe Fukuoka Hall B may reach full capacity and may not stop at this location.



No boarding or alighting at this stop on Sunday, April 12. Please use the stop on the Fukuoka International Congress Center side.

Shuttle bus operating hours

April 9 The.

Hotel Nikko Fukuoka ⇒ Conference Venue		Conference Venue ⇒ Hotel Nikko Fukuoka	
7:30~10:00	Every 10 minutes		
10:00~15:00	Every 15 minutes	10:00~15:00	Every 15 minutes
15:00~16:30	Every 10 minutes	15:00~18:30	Every 10 minutes
Hakataza Theater ⇒ Conference Venue		Conference Venue ⇒ Hakataza Theater	
7:30~10:00	Every 15 minutes		
15:00~16:30	Every 15 minutes	15:00~18:30	Every 15 minutes

Inter-Venue Shuttle 8:30~18:30

*From 4:00 p.m. to 6:00 p.m., buses will depart from both the Fukuoka International Congress Center (FICC) and beside Marine Messe Fukuoka Hall B.

April 10 Fri.

Hotel Nikko Fukuoka ⇒ Conference Venue		Conference Venue ⇒ Hotel Nikko Fukuoka	
7:00~10:00	Every 10 minutes		
10:00~16:00	Every 15 minutes	10:00~16:00	Every 15 minutes
16:00~17:00	Every 10 minutes	16:00~18:00	Every 10 minutes
		Buses will depart as needed after the Welcome Reception.	
Hakataza Theater ⇒ Conference Venue		Conference Venue ⇒ Hakataza Theater	
7:15~10:00	Every 15 minutes		
16:00~17:00	Every 15 minutes	16:00~18:00	Every 15 minutes
		Buses will depart as needed after the Welcome Reception.	

Inter-Venue Shuttle 8:00~18:00

*From 4:00 p.m. to 6:00 p.m., buses will depart from both the Fukuoka International Congress Center (FICC) and beside Marine Messe Fukuoka Hall B.

*After the Welcome Reception, buses will depart from beside Marine Messe Fukuoka Hall B only.

April 11 Sat.

Hotel Nikko Fukuoka ⇒ Conference Venue		Conference Venue ⇒ Hotel Nikko Fukuoka	
7:00~10:00	Every 10 minutes		
10:00~15:00	Every 15 minutes	10:00~15:00	Every 15 minutes
15:00~17:00	Every 10 minutes	15:00~19:00	Every 10 minutes
Hakataza Theater ⇒ Conference Venue		Conference Venue ⇒ Hakataza Theater	
7:15~10:00	Every 15 minutes		
15:00~17:00	Every 15 minutes	15:00~19:00	Every 15 minutes

Inter-Venue Shuttle 8:00~18:00

*From 3:00 p.m. to 7:00 p.m., buses will depart from both the Fukuoka International Congress Center (FICC) and beside Marine Messe Fukuoka Hall B.

April 12 Sun.

Hotel Nikko Fukuoka ⇒ Conference Venue		Conference Venue ⇒ Hotel Nikko Fukuoka	
7:00~11:30	Every 15 minutes	10:00~13:15	Every 15 minutes

● • Program at a Glance • ●

1st Day, April 9 (Thu)

Venue	Room	8 : 00	9 : 00	10 : 00	11 : 00	12 : 00	13 : 00
Fukuoka International Congress Center	Room 1 (3F Main Hall)		LIVE Opening Remarks	Symposium 1 P.S14 Research paving the way for the future of glaucoma management S01-1~S01-4 Megumi Honjo (Univ of Tokyo) Toshihiro Inoue (Kumamoto Univ)	Symposium 2 P.S17 Revolutionary research to transform the disease concept of diabetic retinopathy S02-1~S02-4 Kiyoshi Suzuma (Kagawa Univ) Miho Nozaki (Nagoya City Univ, East Med Ctr)		ENG Luncheon Seminar 1 Santen Pharmaceutical Co., Ltd.
	Room 2 (2F 201+202)			Symposium 4 P.S23 Perspective on ocular circulation in eye diseases S04-1~S04-5 Teruyo Kida (Osaka Med and Pharm Univ) Yoko Fukushima (Univ of Osaka)	Symposium 5 P.S26 Corneal Disease Management with Visual Function in Focus S05-1~S05-4 Kazuno Negishi (Keio Univ) Shizuka Koh (Univ of Osaka)		ENG Luncheon Seminar 2 HOYA CORPORATION Medical Division
	Room 3 (2F 203+204)			Symposium 7 P.S32 Cutting-Edge Research in Other Fields S07-1~S07-4 Koh-Hei Sonoda (Kyushu Univ) Motohiro Kamei (Aichi Med Univ)	Educational Seminar 1 P.S85 Ocular Tumors -What to Think and Do First E01-1~E01-4 Akihide Watanabe (Kyoto Pref Univ) Shigenobu Suzuki (Nat Cancer Ctr Hosp)		Luncheon Seminar 3 Chugai Pharmaceutical Co., Ltd.
	Room 4 (4F 409+410)			Papers P.S171 Glaucoma: Others O1-007~O1-013 Kenya Yuki (Nagoya Univ)	Hot Topics Session 1 P.S164 Outstanding Contributions from Asia HTS1-01~HTS1-05 Hiroshi Tanaka (Kyoto Pref Univ) Kanae Fukutsu (Hokkaido Univ) Ryohi Funatsu (Kagoshima Univ)		Luncheon Seminar 4 CynosBio, Inc.
	Room 5 (4F 411+412)			Papers P.S175 Retina: Basic Research 1 O1-020~O1-025 Susumu Ishida (Hokkaido Univ)	Papers P.S176 Retina: Basic Research 2 O1-026~O1-032 Hiroki Kaneko (Hamamatsu Univ)		
	Room 6 (5F 501)			Papers P.S180 Frontiers in Refraction and Visual Function Research O1-039 (PA)~O1-044 Hiroko Seto (Kyushu Univ)	Papers P.S181 Glaucoma: Diagnostics 1 O1-045~O1-050 Tadamichi Akagi (Niigata Univ)		Luncheon Seminar 5 ROHTO Pharmaceutical Co., Ltd.
	Room 7 (5F 502+503)			Papers P.S185 Low Vision/ Electrophysiology/Others O1-058~O1-063 Shigeki Machida (Dokkyo Med Univ, Saitama)	Papers P.S186 Clinical Research in Ocular Inflammation O1-064~O1-070 Chiharu Iwahashi (Kindai Univ)		Luncheon Seminar 6 Chugai Pharmaceutical Co., Ltd.
Marine Messe Fukuoka B	Room 8 (1F Multi-purpose Room East)			Educational Seminar 2 P.S88 Becoming a master of anterior segment optical coherence tomography E02-1~E02-5 Takefumi Yamaguchi (International Univ of Health and Welfare, Ichikawa) Tae Igarashi-Yokoi (Tokyo Metropolitan Hiroo Hosp / Science Tokyo)	Educational Seminar 3 P.S91 Frontiers in Human Genetics: JOS/JSHG Joint Session E03-1~E03-4 Masato Akiyama (Kyushu Univ) Yukinori Okada (Univ of Tokyo)		ENG Luncheon Seminar 7 TOPCON / TOPCON MEDICAL JAPAN
	Room 9 (1F Multi-purpose Room West)			Symposium 9 P.S38 Next-Generation Approaches in Uveitis Management opened up by Personalized Medicine S09-1~S09-4 Nobuyo Yawata (Kyushu Univ) Kazuichi Maruyama (Univ of Osaka)	Skills Transfer Course 1 P.S150 Skill Transfer in Basic Ophthalmic Research: Learning from the Research Styles of Rising Female Scientists SK1-1~SK1-3 Makoto Nakamura (Kobe Univ) Koji Nishiguchi (Nagoya Univ)		Luncheon Seminar 8 Nikon Solutions Co., Ltd.
	Room 10 (2F Conference Room 2)			Papers P.S190 Cornea: Clinical Research O1-077 (PA)~O1-082 Chie Sotozono (Kyoto Pref Univ)	Papers P.S191 Cataract: Basic Science/ Examination/Epidemiology O1-083~O1-088 Daijiro Kurosaka (Iwate Med Univ)		Luncheon Seminar 9 Leica Microsystems K.K.
	Room 11 (2F Conference Room 1)			Papers P.S193 Retina/Genome O1-089~O1-094 Akio Oishi (Nagasaki Univ)	Papers P.S194 Retinal Imaging 1 O1-095 (PA)~O1-101 Keiko Azuma (Univ of Tokyo)		Luncheon Seminar 10 Genmab K.K. Medical affairs
Marine Messe Fukuoka A	Poster Exhibition (1F Arena)				Posters Set-up		
	Exhibition (1F Arena)						Exhibition

Program at a Glance

2nd Day, April 10 (Fri)

Venue	Room	8 : 00	9 : 00	10 : 00	11 : 00	12 : 00	13 : 00
Fukuoka International Congress Center	Room 1 (3F Main Hall)			Symposium 13 P.S50 Imaging-based evaluation and reconsideration of vitrectomy for vitreoretinal diseases S13-1~S13-4 Toshio Hisatomi (Gifu Univ) Yuki Morizane (Okayama Univ)	Invited Lecture 2 P.S7 Controlling and managing multiple faces of Inflammation Andrew D. Dick (UCL Inst of Ophthalmology, UCL / School of Cellular and Molecular Medicine, Univ of Bristol / NIHR Biomedical Research Ctr, Moorfields/UCL UK) Chair: Koh-Hei Sonoda (Kyushu Univ)		Luncheon Seminar 11 Chugai Pharmaceutical Co., Ltd. ENG
	Room 2 (2F 201+202)			Symposium 14 P.S53 <Basic Research Seminar> Current Perspectives on Inflammation and Disease S14-1~S14-3 Toru Nakazawa (Tohoku Univ) Motokazu Tsujikawa (Univ of Osaka)	Invited Lecture 2 Live Broadcast in Japanese		Luncheon Seminar 12 Sumitomo Pharma Co., Ltd. / RACTHERA Co., Ltd. ENG
	Room 3 (2F 203+204)		Morning Seminar 1 Santen Pharmaceutical Co., Ltd.	Symposium 15 P.S55 Unmet Needs in the Diagnosis and Pathophysiological Understanding of Allergic Conjunctival Diseases S15-1~S15-4 Nobuyuki Ebihara (Juntendo Univ, Urayasu) Ken Fukuda (Kochi Univ)			Luncheon Seminar 13 Santen Pharmaceutical Co., Ltd.
	Room 4 (4F 409+410)		Morning Seminar 2 Lumenis Be Japan K.K.	Educational Seminar 5 P.S97 Mastering infant eye examinations: Essential techniques and practical tips ~ How to approach the baby in front of you? ~ E05-1~E05-4 Sachiko Nishina (Nat Ctr for Child Health and Development) Koichi Maruyama (Kawazoe Maruyama Eye Cl)			Luncheon Seminar 14 KOWA COMPANY LTD.
	Room 5 (4F 411+412)			International Symposium 1 P.S79 Current Topics in Ocular Immunology and Uveitis IS1-1~IS1-4 Koh-Hei Sonoda (Kyushu Univ) Shwu-Juan Sheu (Kaohsiung Med Univ Hosp, Taiwan)			Luncheon Seminar 15 NIPRO CORPORATION / MACHIDA ENDOSCOPE Co., Ltd.
	Room 6 (5F 501)		Morning Seminar 3 JFC Sales Plan Co., Ltd. / JAPAN FOCUS COMPANY LTD.	Papers P.S200 Intraocular Lenses and Cataract Surgery O2-001 (PA)~O2-007 Kazutaka Kamiya (Showa Med Univ)			Luncheon Seminar 16 Bayer Yakuhin, Ltd. / Santen Pharmaceutical Co., Ltd.
	Room 7 (5F 502+503)			Educational Seminar 6 P.S100 Fact-Checking of Infection Control in Ophthalmology E06-1~E06-4 Kaoru Araki-Sasaki (Kansai Med Univ) Koji Kitazawa (Kyoto Pref Univ)			Luncheon Seminar 17 AMO Japan K.K.
Marine Messe Fukuoka B	Room 8 (1F Multi-purpose Room East)			Hot Topics Session 3 P.S167 Glaucoma/Imaging HTS2-01~HTS2-05 Kohta Fujiwara (Kyushu Univ) Akiko Hanyuda (Keio Univ) Ayano Oshiro (Univ of Ryukyus)			Luncheon Seminar 18 ALCON JAPAN Ltd.
	Room 9 (1F Multi-purpose Room West)			Hot Topics Session 4 P.S168 Retina/Uvea HTS2-06~HTS2-10 Ryuya Hashimoto (Toho Univ) Ayana Suzumura (Nagoya Univ) Sakurako Shimokawa (Kyushu Univ)			Luncheon Seminar 19 SENJU PHARMACEUTICAL CO., LTD.
	Room 10 (2F Conference Room 2)			Symposium 17 P.S61 Diversity in Ophthalmology S17-1~S17-5 Yoko Ozawa (Fujita Med Innovation Ctr Tokyo) Takenori Inomata (Juntendo Univ)			Luncheon Seminar 20 SYSMEX CORPORATION ENG
	Room 11 (2F Conference Room 1)			Educational Seminars 7 P.S103 The Future of Japanese Bio-innovation: Industry, Academia and Government in Collaboration E07-1~E07-3 Masayo Takahashi (Vision Care Inc Kobe Eye Ctr) Shigeto Shimamura (Fujita Med Innovation Ctr Tokyo)			Luncheon Seminar 21 Nitto Medic Co., Ltd. ENG
Marine Messe Fukuoka A	Poster Exhibition (1F Arena)						Posters Viewing
	Exhibition (1F Arena)						Exhibition

Program at a Glance

3rd Day, April 11 (Sat)

Venue	Room	8 : 00	9 : 00	10 : 00	11 : 00	12 : 00	13 : 00
		45	45	20 35	35	50	50 05
Fukuoka International Congress Center	Room 1 (3F Main Hall)	Morning Seminar 5 Santen Pharmaceutical Co., Ltd.	Symposium 19 P.S67 Three-Nation Mid-term Joint Symposium 2: Collaborative Research in the Next Generation S19-1~S19-4 Hae Jung Paik (Gachon Univ, Korea) Xinghui Sun (Shanghai Med Coll, China)	Invited Lecture 1 P.S6 Genetic Risk is not your Destiny, From Susceptibility to Resilience in Age-related Macular Degeneration Caroline C.W. Klaver (Erasmus MC Rotterdam and Radboudumc Nijmegen, the Netherlands / IOB and Univ of Basel, Switzerland) Chair : Ryo Kawasaki (Univ of Osaka)	Invited Lecture 1 P.S6 Genetic Risk is not your Destiny, From Susceptibility to Resilience in Age-related Macular Degeneration Caroline C.W. Klaver (Erasmus MC Rotterdam and Radboudumc Nijmegen, the Netherlands / IOB and Univ of Basel, Switzerland) Chair : Ryo Kawasaki (Univ of Osaka)	Luncheon Seminar 22 HOYA CORPORATION Medical Division	
	Room 2 (2F 201+202)	Morning Seminar 6 Otsuka Pharmaceutical Co., Ltd.	Educational Seminar 8 P.S105 MRI is necessary for ophthalmology practice! E08-1~E08-4 Masato Hashimoto (Nakamura Memorial Hosp) Satoshi Ueki (Niigata Univ)	Invited Lecture 1 Live Broadcast in Japanese	Invited Lecture 1 Live Broadcast in Japanese	Luncheon Seminar 23 Bayer Yakuhin, Ltd. / Santen Pharmaceutical Co., Ltd.	
	Room 3 (2F 203+204)	Morning Seminar 7 SENJU PHARMACEUTICAL CO., LTD.	Papers P.S202 Diabetic Retinopathy 03-001~03-007 Toshinori Murata (Shinshu Univ)			Luncheon Seminar 24 SENJU PHARMACEUTICAL CO., LTD.	
	Room 4 (4F 409+410)	Morning Seminar 8 NIKON-ESSILOR CO.,LTD.	Social Insurance P.S76 Symposium Summary of the 2026 Fiscal Year Medical Fee Revision SIS-1~SIS-4 Makoto Inoue (Kyorin Univ) Tetsuhiko Kakita (Kakita Eye Cl)			Luncheon Seminar 25 NIDEK CO., LTD.	
	Room 5 (4F 411+412)	Morning Seminar 9 Public Interest Incorporated Foundation Isshinkai	The International P.S153 Crosstalk Symposium by Young Ophthalmologists CS-01~CS-10 Hirokazu Sakaguchi (Hiroshima Univ) Kenji Kashiwagi (Univ of Yamanashi)			Luncheon Seminar 26 WAKAMOTO PHARMACEUTICAL CO., LTD.	
	Room 6 (5F 501)	Morning Seminar 10 Atworking Co.,Ltd	Young Ophthalmologists P.S159 Committee Symposium This Symposium Changes Your Game! - Visionary Young Researchers Shaping the Future with Global Strategies YOC-1~YOC-6 Akiko Hanyuda (Keio Univ) Ryoh Funatsu (Kagoshima Univ)			Luncheon Seminar 27 Santen Pharmaceutical Co.,Ltd.	
	Room 7 (5F 502+503)	Morning Seminar 11 Lumibird Medical Japan	Papers P.S204 Glaucoma: Surgery/ Laser Therapy 03-008~03-014 Tomoko Naito (Grace Eye Cl)			Luncheon Seminar 28 Novartis Pharma K.K.	
Marine Messe Fukuoka B	Room 8 (1F Multi-purpose Room East)		Symposium 20 P.S70 AI Technologies Ophthalmologists Should Know S20-1~S20-4 Tetsuro Oshika (Univ of Tsukuba) Atsuya Miki (Aichi Med Univ)			Luncheon Seminar 29 TOMEY CORPORATION	
	Room 9 (1F Multi-purpose Room West)		Educational Seminar 9 P.S108 Let's use ERG more in clinical practice E09-1~E09-5 Kazuki Kuniyoshi (Kindai Univ) Shinji Ueno (Hirosaki Univ)			Luncheon Seminar 30 Chugai Pharmaceutical Co., Ltd.	
	Room 10 (2F Conference Room 2)		Papers P.S206 Dry Eye/MGD 03-015~03-021 Mayumi Ueta (Kyoto Pref Univ)			Luncheon Seminar 31 ALCON JAPAN Ltd.	
	Room 11 (2F Conference Room 1)		Papers P.S208 Retinal Vascular Disease 03-022~03-028 Akitaka Tsujikawa (Kyoto Univ)			Luncheon Seminar 32 Carl Zeiss Meditec Co., Ltd.	
Marine Messe Fukuoka A	Poster Exhibition (1F Arena)						Posters Viewing
	Exhibition (1F Arena)						Exhibition

	14:00	15:00	16:00	17:00	18:00	19:00	20:00
General Meeting	Special Lecture 1 Seeking the True Nature of Pathologic Myopia - What Patients Have Taught Me Kyoko Ohno-Matsui (Science Tokyo) Chair: Kohji Nishida (Univ of Osaka)	P.S2 LIVE	JOS Council Designated Lecture Advances in Paediatric Ophthalmology Chair: Shunji Kusaka (Kindai Univ)			P.S8 LIVE	
			Improving Prognoses of Infantile Eye Diseases and Tackling Intractable Visual Disorders Sachiko Nishina (Nat Ctr for Child Health and Development)	Pathophysiology and treatment of pediatric retinal detachment Hiroyuki Kondo (Univ of Occupational and Environmental Health)	A Seamless Decision-Support Platform for Personalized ROP Management Yoko Fukushima (Univ of Osaka)		
	Special Lecture 1 Live Broadcast in Japanese		Delegate Designated Lecture Live Broadcast in Japanese				
	ENG Special Lecture 1 Live Broadcast in English		ENG Delegate Designated Lecture Live Broadcast in English			40	40
					Evening Seminar 5 HOYA CORPORATION Medical Division		
					Evening Seminar 6 Carl Zeiss Meditec Co., Ltd.		
					Evening Seminar 7 Beaver Visitec International Japan K.K.		
					Evening Seminar 8 GlaxoSmithKline K.K.		
	35	35	50	20			
	Special Lecture 1 Live Broadcast in Japanese		Delegate Designated Lecture Live Broadcast in Japanese				
	ENG Special Lecture 1 Live Broadcast in English		ENG Delegate Designated Lecture Live Broadcast in English				
					30	00	
					Posters removal		
				00			

Program at a Glance

4th Day, April 12 (Sun)

Venue	Room	8 : 00	9 : 00	10 : 00	11 : 00	12 : 00	13 : 00
Fukuoka International Congress Center	Room 1 (3F Main Hall)			Subspecialty P.S114 Sunday 1 LIVE Understanding Lamellar Macular Hole-Related Disorders: From OCT-Based Classification and Pathophysiology to Surgical Strategies and Visual Prognosis SS01-1~SS01-4 Yuki Morizane (Okayama Univ) Fumiki Okamoto (Nippon Med School)	Subspecialty P.S117 Sunday 2 LIVE Be a master of treatment for rhegmatogenous retinal detachment ! SS02-1~SS02-4 Takeshi Iwase (Akita Univ) Takayuki Baba (Chiba Univ)	Subspecialty P.S120 Sunday 3 LIVE Advances in Drug Therapy for RVO and DME SS03-1~SS03-4 Teruyo Kida (Osaka Med and Pharm Univ) Masahiko Shimura (Tokyo Med Univ, Hachioji)	Closing Remarks LIVE
	Room 2 A (2F 201)	Morning Seminar 12 Santen Pharmaceutical Co., Ltd.	Subspecialty P.S123 Sunday 4 Learn More About Blepharitis SS04-1~SS04-4 Takashi Suzuki (Kyushu Ishichi Eye Cl./Toho Univ (Omori)) Tomoo Suzuki (Kyoto City Hosp./Kyoto Pref Univ)	Subspecialty P.S126 Sunday 5 Multifocal Intraocular Lenses: Now and in the Future SS05-1~SS05-4 Yosai Mori (Miyata Eye Hosp) Mayumi Nagata (Dokkyo Med Univ)	Subspecialty P.S129 Sunday 6 The impact of novel therapeutic strategies on indications for corneal transplantation SS06-1~SS06-4 Koji Kitazawa (Kyoto Pref Univ) Risa Hokama (Keio Univ)		
	Room 2 B (2F 202)	Morning Seminar 13 Daiichi Sankyo Co., Ltd.	Subspecialty P.S132 Sunday 7 Is That Really That Disease? ~The Case Files of the Experts~ SS07-1~SS07-4 Yoshihiko Usui (Tokyo Med Univ) Takashi Negishi (Juntendo Univ)	Subspecialty P.S135 Sunday 8 Ophthalmology Specialties in the AI Era SS08-1~SS08-4 Yoshiyuki Kitaguchi (Univ of Osaka) Nozomi Matsumura (Kanagawa Children's Med Ctr)	Subspecialty P.S138 Sunday 9 The coming phase for the persons with visual impairment in Japanese society as a whole SS09-1~SS09-4 Taku Miyake (NEXT VISION) Kanji Hori (Rehabilitation Ctr for Persons with Disabilities)		
	Room 3 A (2F 203)	Morning Seminar 14 ReqMed Company, Ltd.	Papers P.S210 Basic & Clinical Research in Herpesviruses 04-001 (PA) ~04-006 Nobuyo Yawata (Kyushu Univ)	Papers P.S211 Cornea: Basic Research 04-007~04-012 Takefumi Yamaguchi (International Univ of Health and Welfare, Ichikawa)	Papers P.S213 Thyroid Eye Disease and Basic Research 04-013~04-018 Atsushi Azumi (Kobe Kaisei Hosp)		
	Room 3 B (2F 204)	Morning Seminar 15 Nitto Medic Co., Ltd.	Symposium 21 P.S73 Challenging the time with elder vision impairment -The missions of ophthalmologists- S21-1~S21-4 Tomomi Nishida-Shimizu (Hasegawa Nat Rehabilitation Ctr for Persons with Disabilities) Tsumoto Inatomi (Nat Ctr for Geriatrics and Gerontology)	Papers P.S214 Strabismus and Amblyopia/Pediatric Ophthalmology 04-019 (PA) ~04-025 Sachiko Nishina (Nat Ctr for Child Health and Development)			
	Room 4 (4F 409+410)		Papers P.S216 Glaucoma: Microshunt 04-026 (PA) ~04-032 Masaru Inatani (Univ of Fukui)	Papers P.S218 Glaucoma: Diagnostics 2 04-033~04-038 Shiho Kunimatsu-Sanuki (Nishikasai Inouye Eye Hosp)			
	Room 5 (4F 411+412)		Papers P.S220 Retina: Clinical Trial 04-039~04-045 Motohiro Kamei (Aichi Med Univ)	Papers P.S222 Retinal Imaging 2 04-046 (PA) ~04-052 Tsumoto Yasukawa (Nagoya City Univ)			
	Room 6 (5F 501)		Subspecialty P.S141 Sunday 10 Timeless Principles and Evolving Trends in the Diagnosis and Treatment of Optic Nerve Disorders SS10-1~SS10-4 Akiko Yamagami (Inouye Eye Hosp) Takeshi Morimoto (Univ of Osaka)	Subspecialty P.S144 Sunday 11 What Endures and What Evolves in Glaucoma Diagnosis SS11-1~SS11-4 Hitomi Saito (Univ of Tokyo) Kengo Ikesugi (Mie Univ)	Subspecialty P.S147 Sunday 12 Timeless Principles and Evolving Trends in Glaucoma Treatment: An Educational Review from Medical Therapy SS12-1~SS12-4 Kyoko Ishida (Toho Univ, Ohashi) Shiro Mizoue (Ehime Univ)		
Room 7 (5F 502+503)		Educational Seminars 10 Training Course for Ophthalmology Specialists E10-1~E10-4 Hiroto Obata (Saitama Med Ctr, Saitama Med Univ) Masahiro Ishida (Toho Univ, Ohashi)	Papers P.S224 Medical Services/Data Science/Others 04-053 (PA) ~04-058 Nami Masuhara (Chigasaki Municipal Hosp)	Papers P.S225 Macular Disease 04-059~04-064 Yutaka Imamura (Teikyo Univ, Mizonokuchi)			
Room 8 (4F 404+405+406)		Skills Transfer Course 2 Quickly Master Retinoscopy: A Basic Skills Training Course Takashi Fujikado (Univ of Osaka) Hiroshi Shimojo (Univ of Osaka)					

14 : 00		15 : 00		16 : 00		17 : 00		18 : 00		19 : 00		20 : 00	
10	10												
Farewell Seminar 1 JINS Inc.													
10	10												
Farewell Seminar 2 Astellas Pharma Inc.													

Program Available English

April 9 (Thu)

Room 1 Fukuoka International Congress Center 3F (Main Hall)

9:00-10:20 **Symposium 1**

Organizers: Megumi Honjo (Univ of Tokyo)
Toshihiro Inoue (Kumamoto Univ)

Research paving the way for the future of glaucoma management

- S01-1 Development of Neuroprotective and Axonal Regeneration Therapies Using Modified Neurotrophic Factor Receptors**
Euido Nishijima (Jikei Univ/Tokyo Metropolitan Inst of Med Science Visual Research Project)
- S01-2 Targeting mechanotransducers and extracellular matrix to control IOP**
Masamitsu Shimazawa (Molecular Pharmacology, Dept of Biofunctional Evaluation, Gifu Pharmaceutical Univ)
- S01-3 Oxidative stress and ocular blood flow in glaucoma**
Kota Sato (Tohoku Univ)
- S01-4 Decoding glaucoma pathology through RNA Modomics**
Akiko Ogawa (Faculty of Pharmacy, Tohoku Univ/Faculty of Life Sciences, Kumamoto Univ)
Discussion

10:40-12:00 **Symposium 2**

Organizers: Kiyoshi Suzuma (Kagawa Univ)
Miho Nozaki (Nagoya City Univ, East Med Ctr)

Revolutionary research to transform the disease concept of diabetic retinopathy

- S02-1 DR Classification Past and Future**
Kotaro Tsuboi (Aichi Med Univ)
- S02-2 Beyond the glucose control for diabetic retinopathy: Focusing on lipid metabolism**
Yohei Tomita (Keio Univ)
- S02-3 Multifaceted Neuroprotective Strategies for Diabetic Retinal Neurodegeneration**
Ayana Suzumura (Nagoya Univ)
- S02-4 Is Endothelial Plasticity Still a Key Player in Diabetic Retinopathy?**
Yoko Fukushima (Univ of Osaka)
Discussion

Considering the Future of Myopia in Children: Challenges and Perspectives from Initiatives in Japan and Singapore

Emerging challenges of myopia in Japan and the current of myopia control treatments

Ryo Kawasaki (Osaka Univ.)

Frontline Myopia Strategies and Evidence: Singapore's Public Health Approach

Seang Mei Saw (Duke-NUS Medical School, Singapore)

Sponsored by Santen Pharmaceutical Co., Ltd.

13:40-15:00 **Symposium 3**

Organizers: Tetsuro Oshika (Univ of Tsukuba)
Takashi Negishi (Juntendo Univ)

Paradigm shift in strabismus and amblyopia

S03-1 Virtual Reality-Based Therapy for Pediatric Amblyopia: Current Evidence and Emerging Challenges

Yuichi Okumura (Juntendo Univ/Dept of Telemedicine and Mobile Health, Juntendo Univ)

S03-2 AI measurement of strabismus

Eisuke Shimizu (Keio Univ/OUI Inc/Yokohama Keiai Eye Cl)

S03-3 3D Model of Orbital and Extraocular Muscle Dynamics: Reproducing Normal and Pathological Eye Movements

Keiko Kunimi (Kanagawa Dent Univ Yokohama Cl/Kitasato Univ)

S03-4 Large-Scale Primary Strabismus Screening using Smartphone-Based Digital Ruler

Ruixin Wang (Zhongshan Ophthalmic Ctr, Sun Yat-Sen Univ, China)

Discussion

Room 2 Fukuoka International Congress Center 2F (201+202)

9:00-10:20 **Symposium 4**

Organizers: Teruyo Kida (Osaka Med and Pharm Univ)
Yoko Fukushima (Univ of Osaka)

Perspective on ocular circulation in eye diseases

S04-1 High-Resolution Imaging of Retinal Microvasculature in BRVO Using OCT angiography and Next-Generation AOSLO

Shin Kadomoto (Kyoto Univ)

S04-2 Pathogenesis of CSC revealed by imaging analysis of vortex veins

Hideki Shiihara (Kagoshima Univ)

S04-3 The Role of Choroidal Mast Cells in Age-related Macular Degeneration

Tomohiro Nizawa (Chiba Univ)

S04-4 Neurovascular unit in different stages of diabetic retinopathy

Mizuho Mitamura (Hokkaido Univ)

S04-5 Utility of ocular blood-flow assessment stratified by visual-field defect location

Naoki Kiyota (Tohoku Univ)

Discussion

10:40-12:00 Symposium 5

Organizers: Kazuno Negishi (Keio Univ)
Shizuka Koh (Univ of Osaka)

Corneal Disease Management with Visual Function in Focus

- S05-1** Considering visual function in infectious keratitis
Takehiro Matsumura (Univ of Fukui)
- S05-2** Advancing visual function assessment and management in keratoconus and Fuchs endothelial corneal dystrophy
Sayo Maeno (Univ of Osaka)
- S05-3** Visual function in bullous keratopathy, corneal dystrophy, and pterygium
Takashi Ono (Univ of Tokyo)
- S05-4** Clinical Applications of Zernike Analysis and Fourier Analysis in the Anterior Segment of the Eye
Yukari Yagi-Yaguchi (International Univ of Health and Welfare, Ichikawa)
- Discussion

12:20-13:20 Luncheon Seminar 2

Chair: Tetsuro Oshika (Tsukuba Univ.)

Fulfilling “Dreaming Eyes” with Premium IOLs

The Role of Impress in Combined Cataract and Vitreoretinal Surgery: Toward Optimal IOL Selection

Sentaro Kusuhara (Kobe Univ.)

Optimizing Patient Satisfaction with Gemetric Pairing: Evidence from Thailand

Manchima Makornwattana (Thammasat Univ., Thailand)

Sponsored by HOYA CORPORATION Medical Division

13:40-15:00 Symposium 6

Organizers: Shinichiro Kobayakawa (Nippon Med School, Musashi Kosugi Hosp)
Eri Kubo (Kanazawa Med Univ)

Investigation of the Molecular Mechanisms of Lens Opacification and Strategies for Its Prevention and Control

- S06-1** Mechanisms of Lens Opacification in Cataracts Secondary to Systemic and Ocular Diseases
Masanobu Iida (Machida Municipal Hosp/Jikei Univ)
- S06-2** Molecular mechanisms underlying HSF4-dependent organelle degradation in the lens
Hideaki Morishita (Kyushu Univ)
- S06-3** Mechanism of Posterior Capsule Opacification and Its Inhibition
Mayumi Nagata (Dokkyo Med Univ)
- S06-4** Cataract Prevention Through Inhibition of Oxidation and Glycation
Hidetoshi Ishida (Kanazawa Med Univ)
- Discussion

10:40-12:00 **Hot Topics Session 1**

Chairs: Hiroshi Tanaka (Kyoto Pref Univ)
Kanae Fukutsu (Hokkaido Univ)
Ryoh Funatsu (Kagoshima Univ)

Outstanding Contributions from Asia

HTS1-01 A novel disc type keratoprosthesis in animal and human trial

Hungwon Tchah (Kim's Eye Hosp, Univ of Ulsan)

HTS1-02 Withdrawn

HTS1-03 Regulatory B cells in human and mouse experimental autoimmune uveitis

Yi-Hsing Linda Chen (Chang Gung Memorial Hosp, Linkou Main Branch, Taoyuan, Taiwan)

HTS1-04 AI for Retinoblastoma Screening in Developing Countries: A Systematic Review

Mohammad Zuhriansyah Sabran (Faculty of Medicine, Univ Pelita Harapan, Tangerang, Banten, Indonesia)

HTS1-05 Development of a Thai Continuous-Text Reading Chart for Clinical Research Use

Tanaporn Wilaiphunrattana (Siriraj Hosp, Mahidol Univ)

12:20-13:20 **Luncheon Seminar 7**

Chair: Toru Nakazawa (Tohoku University)

The New Horizon of Ophthalmic Diagnosis: Weaving Multimodal Imaging with AI

How far can OCT's value be enhanced?? ~ Retinal Diagnosis Updates with Triton2 Featuring a Innovated Fundus Camera ~

Shozo Sonoda (KAGOSHIMA SONODA Eye Clinic)

AI innovation in Ophthalmology:What's new in 2026??

Daniel Ting (Singapore National Eye Center, Singapore)

How should we proceed with the social implementation of glaucoma AI??

Toru Nakazawa (Tohoku University)

Sponsored by TOPCON/TOPCON MEDICAL JAPAN

15:20-16:40 **Symposium 8**

Organizers: Mineo Kondo (Mie Univ)
Chie Sotozono (Kyoto Pref Univ)

Shaping the Future of Pediatric Ophthalmology

S08-1 Current challenges in pediatric drug development

Mitsuru Arima (Ctr for Clinical and Translational Research, Kyushu Univ Hosp)

S08-2 Pharmacological Treatments for Childhood Myopia: Current Evidence and Future Perspectives

Tae Igarashi-Yokoi (Tokyo Metropolitan Hiroo Hosp/Science Tokyo)

S08-3 Enhanced ophthalmological care to improve cognitive functioning in hospitalised newborn infants

Osuke Iwata (Nagoya City Univ)

S08-4 Artificial Intelligence in Pediatric Ophthalmic Diseases

Yoshiyuki Kitaguchi (Univ of Osaka)

S08-5 Neural Plasticity Across Development and Degeneration: Implications for Ophthalmic Disease Treatment

Ryutaro Akiba (Chiba Univ)

Discussion

Room 9 Marine Messe Fukuoka B 1F (Multi-purpose Room West)

9:00-10:20 **Symposium 9**

Organizers: Nobuyo Yawata (Kyushu Univ)
Kazuichi Maruyama (Univ of Osaka)

Next-Generation Approaches in Uveitis Management opened up by Personalized Medicine

S09-1 A Multidirectional Approach Using Multimodal Imaging for Precision Medicine in Uveitis

Wataru Matsumiya (Kobe Univ)

S09-2 Liquid biopsy in the personalized medicine for uveitis

Kayo Suzuki (Hokkaido Univ)

S09-3 Decoding Uveitis: Blood Analysis for Tailored Treatment Strategies

Kinya Tsubota (Tokyo Med Univ)

S09-4 Current Status and Future Perspectives of Personalized Medicine in Uveitis

Rie Tanaka (Univ of Tokyo)

Discussion

13:40-15:00 **Symposium 10**

Organizers: Hitomi Saito (Univ of Tokyo)
Keijiro Ishikawa (Kyushu Univ)

International collaboration research across Asia

S10-1 International collaborative research on mesenchymal stem cell-derived exosome therapy for refractory corneal diseases

Koji Kitazawa (Kyoto Pref Univ)

S10-2 Emerging Devices for Myopia Control and Advantages of Physician-Led International Collaborative Research

Tae Igarashi-Yokoi (Tokyo Metropolitan Hiroo Hosp/Science Tokyo)

S10-3 From Japan to the World: New Perspectives on Glaucoma Imaging

Hitomi Saito (Univ of Tokyo)

S10-4 Hasanuddin University Collaborative Research in Ophthalmology

Andi Muhammad Ichsan (Hasanuddin Univ, Makassar, Indonesia)

S10-5 International Multicenter Study of Pediatric Retinal Diseases

Wei-Chi Wu (Chang Gung Memorial Hosp, Taiwan)

Discussion

15:20-16:40 **Symposium 11**

Organizers: Akiko Maeda (Kobe City Eye Hosp)
Yusuke Murakami (Kyushu Univ)

Advancing Rare Disease Treatment: The Future of Genome Science and Precision Medicine

- S11-1 Identifying novel therapeutic targets for leukemia using functional genomics**
Takahiro Maeda (Div of Precision Medicine, Kyushu Univ)
 - S11-2 Asian Perspectives on Inherited Retinal Diseases**
Hwei Wuen Chan (Nat Univ of Singapore, Singapore/Nat Univ Hosp Singapore, Singapore)
 - S11-3 How Genomic Epidemiology Is Accelerating Innovation in Ophthalmology**
Kensuke Goto (Nagoya Univ)
 - S11-4 Genome Surgery for Retinal Dystrophies: Successes, Challenges, and What is Next**
Jason Comander (Mass Eye and Ear, Harvard Med School, USA)
- Discussion**

Room 10 Marine Messe Fukuoka B 2F (Conference Room 2)

15:20-16:40 **Symposium 12**

Organizers: Yasushi Kitaoka (St. Marianna Univ)
Yasuyuki Takai (Osada Eye Cl)

Protecting Vision: The Quest for Drug Discovery

- S12-1 NAD-related metabolism in eye diseases: Pathophysiological aspects**
Emi Inagaki (Keio Univ)
 - S12-2 Development of Calpain-Targeted Neuroprotective Therapy for Glaucoma**
Satoru Tsuda (Tohoku Univ)
 - S12-3 Therapeutic Potential of KUS121 for Retinal Neuroprotection: From Preclinical Evidence to Clinical Development**
Hanako Ikeda (Osaka Med and Pharm Univ)
 - S12-4 Drug discovery and quality design of human iPS cell-derived RPE cell products**
Fumitaka Osakada (Pharm Sci, Nagoya Univ)
- Discussion**

April 10 (Fri)

Room 1 Fukuoka International Congress Center 3F (Main Hall)

9:00-10:20 Symposium 13

Organizers: Toshio Hisatomi (Gifu Univ)
Yuki Morizane (Okayama Univ)

Imaging-based evaluation and reconsideration of vitrectomy for vitreoretinal diseases

- S13-1** **OCT Imaging in Vitrectomy for Epiretinal Membrane and Related Disorders**
Ryo Matoba (Okayama Univ)
- S13-2** **Retinal Reorganization After Macular Hole Surgery: Cellular-Scale Dynamics Revealed by Adaptive Optics OCT**
Yuki Muraoka (Kyoto Univ)
- S13-3** **The retinal morphological changes after vitrectomy with ILM peeling against rhegmatogenous retinal detachment**
Toshio Hisatomi (Gifu Univ)
- S13-4** **Imaging Evaluation in the Management of Proliferative Diabetic Retinopathy: Preoperative Assessment and Prognosis**
Ayumi Ouchi (Juntendo Univ, Urayasu)
Discussion

10:40-11:40 Invited Lecture 2

Chair: Koh-Hei Sonoda (Kyushu Univ)

Controlling and managing multiple faces of Inflammation

Andrew D. Dick (UCL-Inst of Ophthalmology, UCL, UK/School of Cellular and Molecular Medicine, Univ of Bristol, UK/NIHR Biomedical Research Ctr, Moorfields-UCL, UK)

12:00-13:00 Luncheon Seminar 11

Chair: Koh-Hei Sonoda (Kyushu Univ)

Mechanism of vascular stabilization and the latest evidence of Faricimab in PCV management

Managing MNV with dual action: Beyond controlling the fluid

Yasuo Yanagi (Yokohama City Univ)

Challenges in PCV management and opportunities with Faricimab

Gemmy Cheung (Singapore National Eye Centre, Singapore)

Sponsored by Chugai Pharmaceutical Co., Ltd.

Room 2 Fukuoka International Congress Center 2F (201+202)

12:00-13:00 Luncheon Seminar 12

Chair: Taiji Sakamoto (Professor Emeritus, Kagoshima University/
Director, Retina Center, Imamura General
Hospital)

Pioneering the Future Through Innovation: The Cutting Edge of Retinal Imaging

Toward the Realization of Regenerative Medicine Using iPS Cells ? Initiatives by Sumitomo Pharma and RACTHERA

Atsushi Ikeda (Sumitomo Pharma Co., Ltd. / RACTHERA Co., Ltd.)

Is it time to replace FA with OCTA in Diabetic Retinopathy?

John B. Miller (Associate Director of Harvard Vitreoretinal Fellowship/ Director of Retinal Imaging,
Mass. Eye and Ear)

Sponsored by Sumitomo Pharma Co., Ltd. / RACTHERA Co., Ltd.

Room 3 Fukuoka International Congress Center 2F (203+204)

9:00-10:20 Symposium 15

Organizers: Nobuyuki Ebihara (Juntendo Univ, Urayasu)
Ken Fukuda (Kochi Univ)

Unmet Needs in the Diagnosis and Pathophysiological Understanding of Allergic Conjunctival Diseases

- S15-1 The role of IL-17 activated Col14a1+ fibroblast in inflammation induced corneal opacity**
Miki Tanaka (Hayashi Eye Hosp/Juntendo Univ/Chiba Univ)
 - S15-2 The roles of goblet cells in allergic conjunctival diseases**
Tomoaki Ando (Atopy (Allergy) Research Ctr, Juntendo Univ)
 - S15-3 Bridging Knowledge Gaps in Multispecialty Care for Allergic Conjunctival Diseases: Toward AI-Supported Management**
Dai Miyazaki (Tottori Univ)
 - S15-4 Unmet Therapeutic Needs and Future Prospects in Severe Allergic Conjunctival Diseases**
Ken Fukuda (Kochi Univ)
- Discussion**

Live Broadcast

Room 3

Fukuoka International Congress Center 2F (203+204)

Room 9

Marine Messe Fukuoka B 1F (Multi-purpose Room West)

13:20-14:20 Special lecture 2

Chair: Tetsuro Oshika (Univ of Tsukuba)

Perspectives on the Future of Ophthalmology

Kenji Kashiwagi (Univ of Yamanashi)

9:00-10:20 **International Symposium 1**

Organizers: Koh-Hei Sonoda (Kyushu Univ)
Shwu-Jiuan Sheu (Kaohsiung Med Univ Hosp, Taiwan)

Current Topics in Ocular Immunology and Uveitis

- IS1-1 Pathogenic Insights into Uveitis Using Single cell RNA sequencing and Spatial Transcriptomics**
Chihiro Fukui (Kyushu Univ)
- IS1-2 The Role of Microglia as Local Antigen-Presenting Cells in the Pathogenesis of Autoimmune Uveitis**
Shintaro Shirahama (Univ of Tokyo)
- IS1-3 Multifocal choroidopathy in Asians: Subtypes Distribution, Recurrence Factors, and Treatment Approaches**
Yi-Hsing Linda Chen (Linkou Chang Gung Memorial Hosp, Taiwan)
- IS1-4 CMV Retinitis in non-HIV patients, an Asian perspective**
Ian Wong (Hong Kong Sanatorium and Hosp, China)
- Discussion**

7:50-8:50 **Morning Seminar 4**

Chair: Takashi Fujikado (Graduate School of Frontier Biosciences, The University of Osaka)

D.I.M.S. Technology and Myopia Management

D.I.M.S. Spectacle Lens for Pediatric Myopia

Hua Qi (HOYA Vision Care Company Technical Research & Development)

Comprehensive Clinical Evidence on Defocus Incorporated Multiple Segments Spectacle Lens Performance for Myopia Management

Natalia Vlasak (Global Head of Medical and Scientific Affairs, R&D, HOYA Vision Care)

Sponsored by HOYA Vision Care Company

15:50-17:10 **Late Breaking Symposium**

Organizers: Nobuyo Yawata (Kyushu Univ)
Yasuo Yanagi (Yokohama City Univ)

- LBS-1 Long-Term Multicenter Study and Insights on Uveitis Epidemiology in Taiwan**
Yih-Shiou Hwang (Chang Gung Memorial Hosp, Linkou and Taipei, Taiwan/Chang Gung Univ, Taiwan)
- LBS-2 Microbiome and Ocular Inflammation**
Rupesh Agrawal (Nat Healthcare Group Eye Inst, Tan Tock Seng Hosp, Singapore/Lee Kong Chian School of Medicine, Nanyang Technological Univ, Singapore/Singapore Eye Research Inst, Singapore)
- LBS-3 Corneal Neuralgia: What do we know and where are we now?**
Yu-Chi Liu (Singapore Nat Eye Ctr, Singapore)
- LBS-4 Improved Detection of Vitreoretinal Lymphoma using Cell-Free DNA**
Rajesh C. Rao (Univ of Michigan, USA)

LBS-5 **Transforming Ophthalmological Diagnostics through Vision-Language Models**
Ching-Yu Cheng (Yong Loo Lin School of Medicine, Nat Univ of Singapore, Singapore)

LBS-6 **FLQ-101 Phase 1 Retinopathy of Prematurity Trial: Current Status**
Darius M. Moshfeghi (Stanford Univ, USA)
Discussion

Room 9 Marine Messe Fukuoka B 1F (Multi-purpose Room West)

14:30-15:30 **Afternoon Seminar 6**

Chair: Koh-Hei Sonoda (Kyushu University)

Beyond Borders - Sharing Insights into the Future of Dry Eye

Overview of TFOS DEWS III and Update on Its Management and Therapy
Lyndon Jones (Univ. of Waterloo, Canada)

Toward a Dreamy Gaze: Bridging Global Concepts and Clinical Practice in Dry Eye
Shizuka Koh (Osaka University)

Sponsored by SENJU PHARMACEUTICAL CO., LTD.

15:50-17:10 **Symposium 16**

Organizers: Xingru He (He Eye Specialist Hosp/He Univ, China)
Koh-Hei Sonoda (Kyushu Univ)

Three-Nation Mid-term Joint Symposium 1: Ophthalmic Telemedicine and Public Health in Asia

S16-1 **Challenges of and Solutions of Digital Health Transformation for Blindness Prevention in Private Organization in China**

Xingru He (He Eye Specialist Hosp, China/He Univ, China)

S16-2 **Retinal Imaging Research as a Window into Brain Connectivity**

Emi Ueda (Kyushu Univ)

S16-3 **Population-Level Insights into Ophthalmic Diseases Using National Health Data**

Ahnul Ha (Jeju Nat Univ, Republic of Korea)

S16-4 **AI-Telemedicine in East Asia**

Daniel Ting (Singapore Nat Eye Ctr, Singapore)

Discussion

Room 10 Marine Messe Fukuoka B 2F (Conference Room 2)

9:00-10:20 **Symposium 17**

Organizers: Yoko Ozawa (Fujita Med Innovation Ctr Tokyo)
Takenori Inomata (Juntendo Univ)

Diversity in Ophthalmology

S17-1 **Thyroid Eye Disease: Diversity in Symptoms and Treatment Approaches**

Ai Kozaki (Olympia Eye Hosp)

S17-2 **Expanding Career Opportunities for Ophthalmologists Through the Harmony of Cure and Care**

Taku Miyake (NEXT VISION)

- S17-3 Mastering Niche Specialties to Sustain a Career in Ophthalmology**
Mika Tanabe (Kyushu Univ)
- S17-4 Tumor of the eye: Collaboration with multiple experts**
Shigenobu Suzuki (Nat Cancer Ctr Hosp)
- S17-5 Differences in Ophthalmology Postgraduate Education Between Japan and the United States**
Norimitsu Ban (Keio Univ)
- Discussion**

12:00-13:00 **Luncheon Seminar 20**

Chair: Koji Nishiguchi (Department of Ophthalmology Nagoya University Graduate School of Medicine)

Pioneering the Future of Hereditary Retinal Disorders: Genomic Medicine Strategies for the World and Japan.

Genomic Medicine Changes the Practice of Hereditary Retinal Dystrophies: Japan Edition
Yusuke Murakami (Department of Ophthalmology, Graduate School of Medical Sciences, Kyushu University)

Evolution of Molecular Diagnostics
Hwei Wuen Chan (National University of Singapore, Singapore)

Sponsored by SYSMEX CORPORATION

Room 11 Marine Messe Fukuoka B 2F (Conference Room 1)

12:00-13:00 **Luncheon Seminar 21**

Chair: Akitaka Tsujikawa (Kyoto University)

The Future of Retinal and Vitreous Treatment with Biosimilars

Development and Significance of Anti-VEGF Biosimilars
Toshio Hisatomi (Gifu Univ)

Biosimilars in Retinal Disease: Evidence Is Clear—Are We?
Ashish Sharma (Lotus Eye Hospital and Institute, India)

Sponsored by Nitto Medic Co., Ltd.

15:50-17:10 **International Symposium 2**

Organizers: Takashi Miyai (Univ of Tokyo)
Takefumi Yamaguchi (International Univ of Health and Welfare, Ichikawa)

The Cutting Edge of Corneal Research: Bridging Bench and Bedside

- IS2-1 Changes in Redox Metabolism in FECD: Role of environmental stressors**
Ula Jurkunas (Mass Eye and Ear / Harvard Med School, USA)
- IS2-2 Corneal Stromal Regeneration: Stem Cells, Hydrogels, & 3D Bioprinting**
Sayam Basu (LV Prasad Eye Inst, India)
- IS2-3 iPS cell-derived corneal epithelium for limbal stem cell deficiency**
Takeshi Soma (Univ of Osaka)
- IS2-4 Application of artificial intelligence in anterior segment diseases**
Yuta Ueno (Univ of Tsukuba)
- Discussion**

April 11 (Sat)

Room 1 Fukuoka International Congress Center 3F (Main Hall)

9:00-10:20 Symposium 19

Organizers: Hae Jung Paik (Gachon Univ, Korea)
Sun Xinghuai (Shanghai Med Coll, China)

Three-Nation Mid-term Joint Symposium 2: Collaborative Research in the Next Generation

- S19-1** The clinical transformation of Gene Therapy for MYOC Mutation-Induced Glaucoma
Jingxue Zhang (Beijing Tongren Hosp, Capital Med Univ, China)
- S19-2** Asia-Led Myopia Research: Japan-China-Korea Collaboration and Future Directions
Saiko Matsumura (Toho Univ, Omori)
- S19-3** Mitochondrial Dysfunction in Optic Neuropathy
Hae Ri Yum (The Catholic Univ of Korea/Eunpyeong St. Mary's Hosp, Republic of Korea)
- S19-4** Retinal Vein Occlusion Revisited: Old Disease, New Understanding
Han Zhang (China Med Univ First Hosp, China)
- Discussion

10:35-11:35 Invited Lecture 1

Chair: Ryo Kawasaki (Univ of Osaka)

Genetic Risk is not your Destiny: From Susceptibility to Resilience in Age-related Macular Degeneration

Caroline C.W. Klaver (Erasmus MC Rotterdam and Radboudumc Nijmegen, the Netherlands/IOB and Univ of Basel, Switzerland)

Live Broadcast

Room 3

Fukuoka International Congress Center 2F (203+204)

Room 9

Marine Messe Fukuoka B 1F (Multi-purpose Room West)

13:35-14:35 Special lecture 1

Chair: Kohji Nishida (Univ of Osaka)

Seeking the True Nature of Pathologic Myopia - What Patients Have Taught Me

Kyoko Ohno-Matsui (Science Tokyo)

14:50-17:20 JOS Council Designated Lecture

Chair: Shunji Kusaka (Kindai Univ)

Advances in Paediatric Ophthalmology

Improving Prognoses of Infantile Eye Diseases and Tackling Intractable Visual Disorders

Sachiko Nishina (Nat. Ctr. for Child Health and Development)

Pathophysiology and treatment of pediatric retinal detachment

Hiroyuki Kondo (Univ of Occupational and Environmental Health)

Room 5 Fukuoka International Congress Center 4F (411+412)

9:00-10:20 **The International Crosstalk Symposium by Young Ophthalmologists**

Chairs: Hirokazu Sakaguchi (Hiroshima Univ)
Kenji Kashiwagi (Univ of Yamanashi)

- CS-01** **Metabolomics Facilitates Diagnosis in Common Inherited Retinal Degenerations**
Chu Hsuan Huang (Cathay General Hosp, Taiwan/Nat Tsing Hua Univ, Hsinchu, Taiwan/Nat Taiwan Univ Hosp, Taipei, Taiwan)
- CS-02** **Silicone intubation in Endoscopic Dacryocystorhinostomy: 11-year RCT results**
Karen Kar-Wun Chan (Prince of Wales Hosp, China)
- CS-03** **Anatomical and Visual Outcomes of Pediatric Retinal Detachment: Study from Nepal**
Sudha Ranabhat (Nepal Eye Hosp, Nepal)
- CS-04** **Treatment outcomes in cytomegalovirus anterior uveitis**
Thanut Boonhaijaroen (Mahidol Univ/Siriraj Hosp, Thailand)
- CS-05** **Proximal Location of Optic Disc Hemorrhage and Glaucoma Progression**
Young In Shin (Gachon Univ Gil Med Ctr, Republic of Korea)
- CS-06** **Host-Graft Synapses Form Functional Microstructures After Stem Cell-Derived Retinal Organoid Transplantation**
Ryutaro Akiba (Chiba Univ)
- CS-07** **Challenges and emerging bioengineering strategies in cell-based retinal regenerative therapy**
Yasuaki Iwama (Scripps Research/Research Ctr, Kobe City Eye Hosp/Univ of Osaka)
- CS-08** **Organoid phenotyping for pathogenesis of EYS-associated retinal dystrophy**
Yuki Otsuka (Hyogo Pref Amagasaki General Med Ctr)
- CS-09** **Silicone oil, an intraocular surgical adjuvant, induces retinal ferroptosis**
Hideyuki Shimizu (Nagoya Univ)
- CS-10** **Morphological Comparison of Schlemm's Canal between Primary Open-Angle Glaucoma and Exfoliation Glaucoma**
Aika Tsutsui (Shimane Univ)

Room 6 Fukuoka International Congress Center 5F (501)

9:00-10:20 **Young Ophthalmologists Committee Symposium**

Chairs: Akiko Hanyuda (Keio Univ)
Ryoh Funatsu (Kagoshima Univ)

Panelists: Nobuhiro Kato (Kurume Univ)
Kanae Fukutsu (Hokkaido Univ)

This Symposium Changes Your Game! — Visionary Young Researchers Shaping the Future with Global Strategies

- SL** **Is Research All There Is to Life? -Seven Tips to Living Well: Meaning, Joy, and a Sustainable Medical Career-**
Toru Nakano (Univ of Osaka)
Discussion

9:00-10:20 **Symposium 20**

Organizers: Tetsuro Oshika (Univ of Tsukuba)
Atsuya Miki (Aichi Med Univ)

AI Technologies Ophthalmologists Should Know

- S20-1 The Impact of AI Technology on Clinicians**
Jun Seita (RIKEN)
 - S20-2 Present and Future of Artificial Intelligence in Ophthalmology**
Masato Akiyama (Kyushu Univ)
 - S20-3 Current status and introduction of the AI-driven research in retinal diseases**
Ai Sajiki (Nagoya Univ)
 - S20-4 Data-Driven AI Framework for Glaucoma Evaluation: Toward Optimized Screening**
Kei Sano (Jikei Univ)
- Discussion**

11:50-12:50 **Luncheon Seminar 29**

Chairs: Etsuo Chihara (Department of Ophthalmology, Sensho-Kai Eye Institute)
Paul Chew (Senior Consultant, Department of Ophthalmology, National University Hospital/
Professor, Department of Ophthalmology, Yong Loo Lin School of Medicine,
National University of Singapore, Singapore)

Next-Generation Long Tubes: Latest Clinical Data Worldwide and in Japan, and Expert Clinical Experience

PAUL® Glaucoma Implant: Latest Clinical Data and Expert Insights

Keith Barton (Consultant Ophthalmologist, Moorfields Eye Hospital NHS Foundation Trust ; Glaucoma Service Director / Professor of Ophthalmology, Department of Epidemiology and Genetics, Institute of Ophthalmology, University College London, UK)

Clinical Experience with the Paul® Glaucoma Implant

Masaki Tanito (Department of Ophthalmology, Shimane University Faculty of Medicine)

Clinical Benefits of the Paul® Glaucoma Implant (PGI)

Etsuo Chihara (Department of Ophthalmology, Sensho-Kai Eye Institute)

Sponsored by TOMEY CORPORATION

